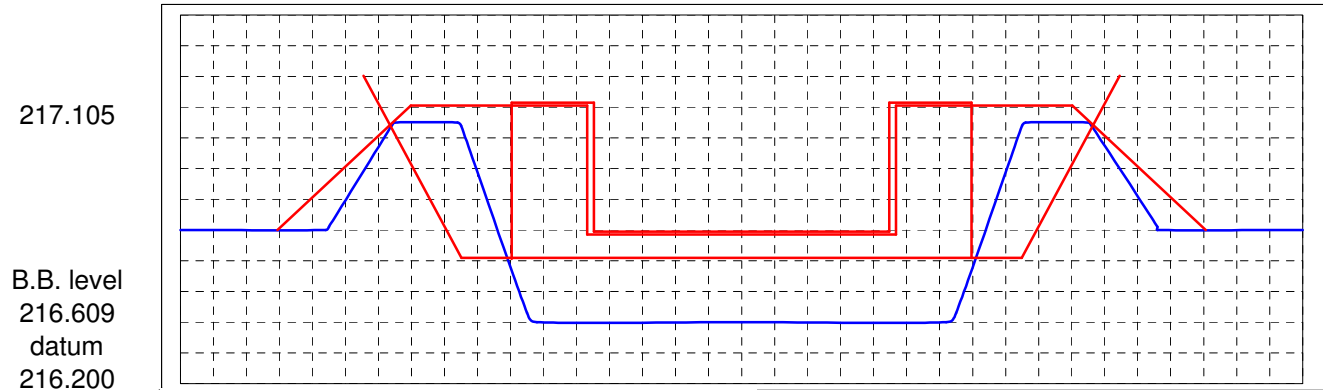


K.E. ESTIMATE FOR LINING OF WATER COURSE OUTLET R.D. 16890 - R OF
MR. NO. 1 OF MANDI MR. OF JOGA DISTY. OF VILL. PIRKOT DISTT. BATHINDA

X - SECTION AT R.D. - 0 OF BRANCH D - I I I I 2



b = 0.915
D = 0.305
f = 0.115
k = 0.420
Bb = 1.393

Existing Levels	216.700	217.050	217.050	216.400	216.400	217.050	217.050	216.700
Distances	1.25	1.05	0.85	0.65	0.65	0.85	1.05	1.25

Area of one square = 0.01 sqm

	Left Side	Under Bed	Right Side
Filling Area :	0.153	0.285	0.153
Cutting Area :	0.066		0.066
Dressing Length :	0.878		0.878

(counter signed)

(Pritpal Sharma)
J.E.

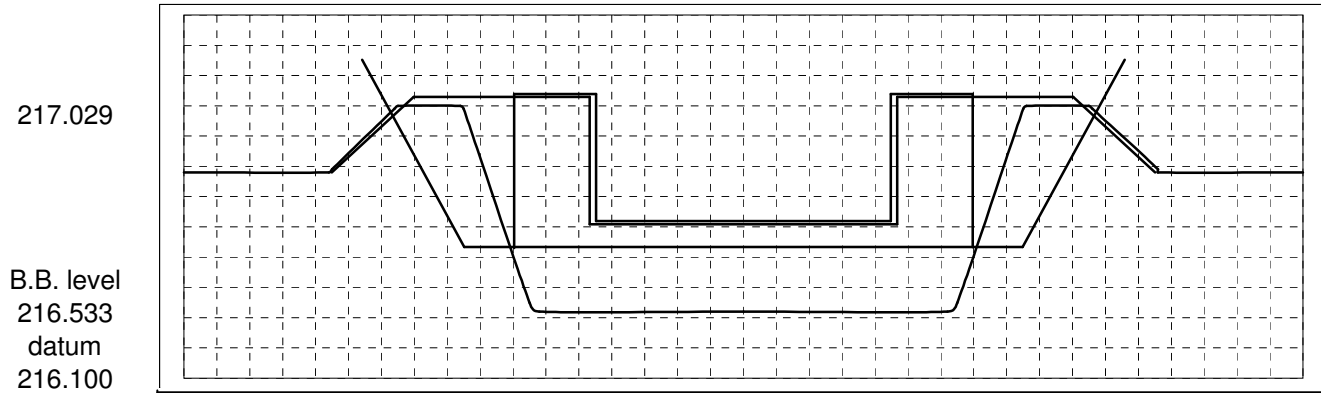
(Er.R.P.Soni)
Sub Divisional Engineer,
PWRMDC Lining Sub Div.No.31
Bathinda (Pb.)

(Er.Shami Kumar Singla)
Divisional Engineer ,
PWRMDC Lining Division No.8
Bathinda (Pb.)

K.E.

ESTIMATE FOR LINING OF WATER COURSE OUTLET R.D. 16890 - R OF
MR. NO. 1 OF MANDI MR. OF JOGA DISTY. OF VILL. PIRKOT DISTT. BATHINDA

X - SECTION AT R.D. - 305 OF BRANCH D - I I I I 2



b = 0.915
D = 0.305
f = 0.115
k = 0.420
Bb = 1.393

Existing Levels	216.780	217.000	217.000	216.320	216.320	217.000	217.000	216.780
Distances	1.25	1.05	0.85	0.65	0.65	0.85	1.05	1.25

Area of one square = 0.01 sqm

	Left Side	Under Bed	Right Side
Filling Area :	0.134	0.290	0.134
Cutting Area :	0.077		0.077
Dressing Length :	0.657		0.657

(counter signed)

(Pritpal Sharma)
J.E.

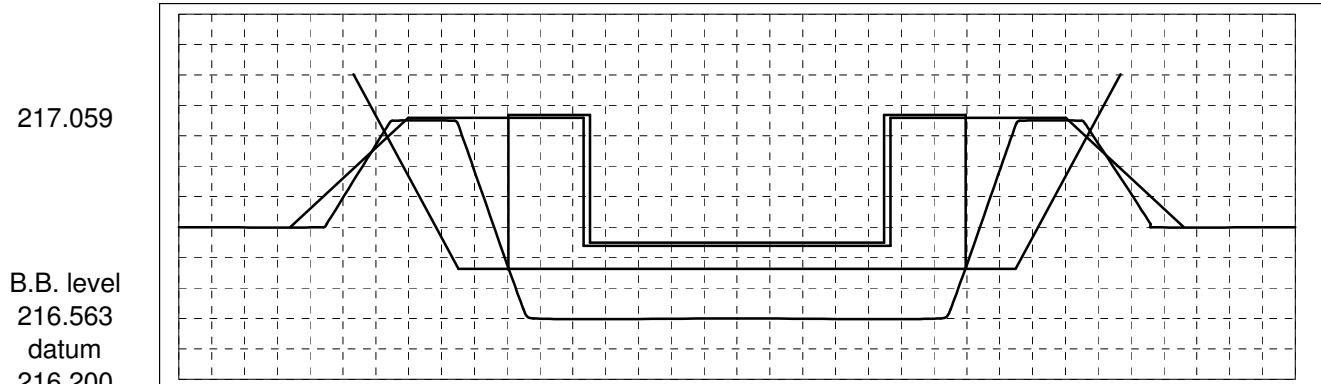
(Er.R.P.Soni)
Sub Divisional Engineer,
PWRMDC Lining Sub Div.No.31
Bathinda (Pb.)

(Er.Shami Kumar Singla)
Divisional Engineer ,
PWRMDC Lining Division No.8
Bathinda (Pb.)

K.E.

ESTIMATE FOR LINING OF WATER COURSE OUTLET R.D. 16890 - R OF
MR. NO. 1 OF MANDI MR. OF JOGA DISTY. OF VILL. PIRKOT DISTT. BATHINDA

X - SECTION AT R.D. - 0 OF BRANCH I I 3 I 4



b = 0.915
D = 0.305
f = 0.115
k = 0.420
Bb = 1.393

Existing Levels	216.700	217.050	217.050	216.400	216.400	217.050	217.050	216.700
Distances	1.25	1.05	0.85	0.65	0.65	0.85	1.05	1.25

Area of one square = 0.01 sqm

	Left Side	Under Bed	Right Side
Filling Area :	0.151	0.220	0.151
Cutting Area :	0.093		0.093
Dressing Length :	0.813		0.813

(counter signed)

(Pritpal Sharma)
J.E.

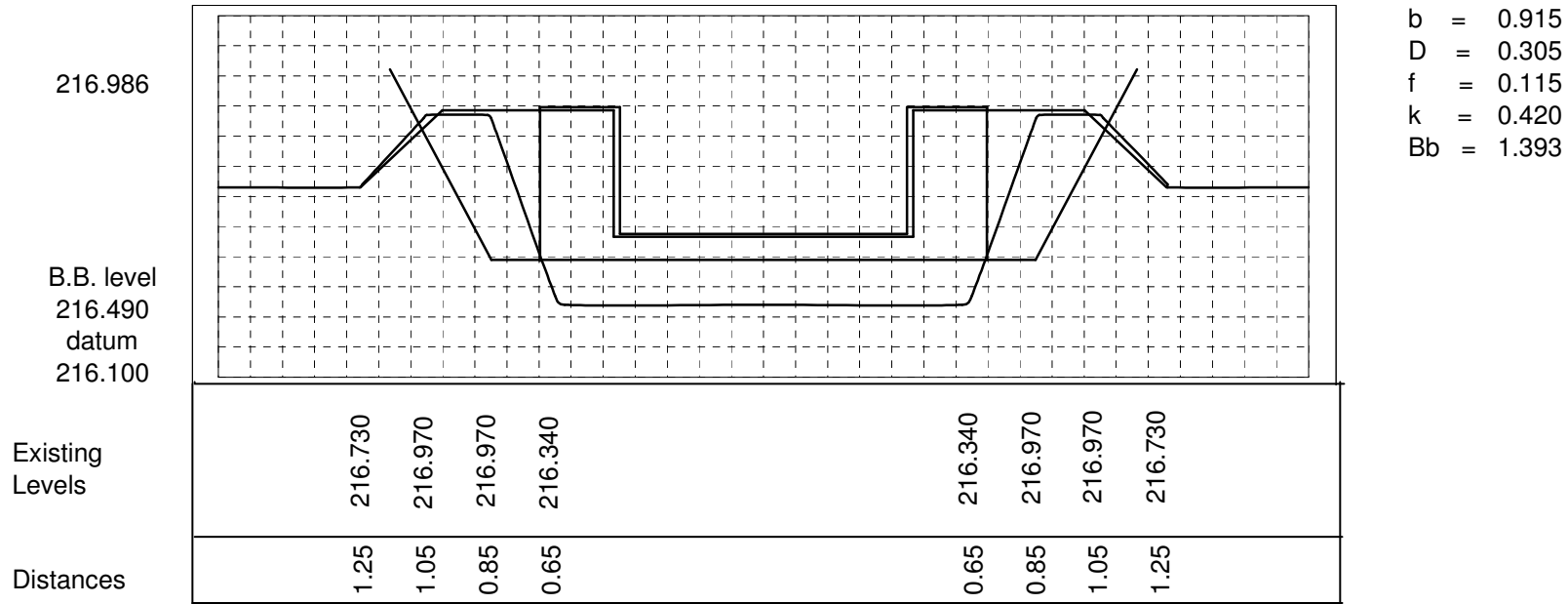
(Er.R.P.Soni)
Sub Divisional Engineer,
PWRMDC Lining Sub Div.No.31
Bathinda (Pb.)

(Er.Shami Kumar Singla)
Divisional Engineer ,
PWRMDC Lining Division No.8
Bathinda (Pb.)

K.E.

ESTIMATE FOR LINING OF WATER COURSE OUTLET R.D. 16890 - R OF
MR. NO. 1 OF MANDI MR. OF JOGA DISTY. OF VILL. PIRKOT DISTT. BATHINDA

X - SECTION AT R.D. - 293 OF BRANCH I I3 I4



b = 0.915
D = 0.305
f = 0.115
k = 0.420
Bb = 1.393

Area of one square = 0.01 sqm

	Left Side	Under Bed	Right Side
Filling Area :	0.134	0.202	0.134
Cutting Area :	0.084		0.084
Dressing Length :	0.667		0.667

(counter signed)

(Pritpal Sharma)
J.E.

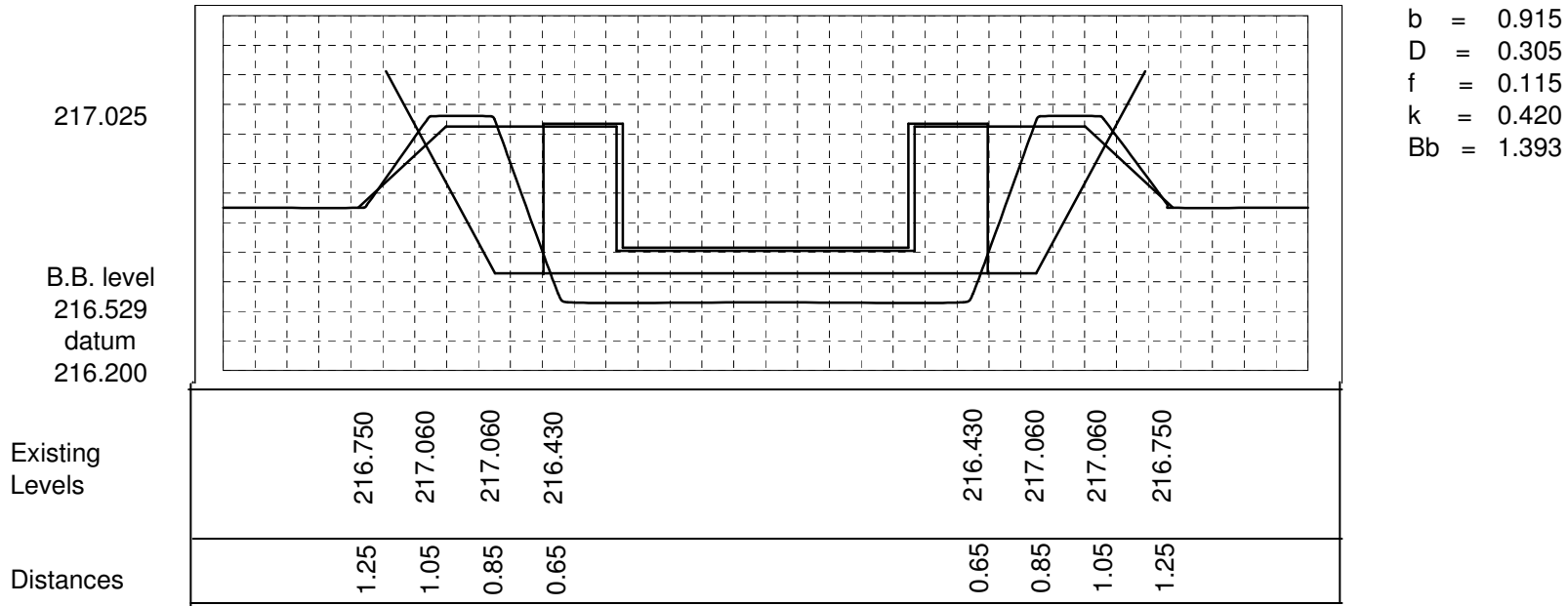
(Er.R.P.Soni)
Sub Divisional Engineer,
PWRMDC Lining Sub Div.No.31
Bathinda (Pb.)

(Er.Shami Kumar Singla)
Divisional Engineer ,
PWRMDC Lining Division No.8
Bathinda (Pb.)

K.E.

ESTIMATE FOR LINING OF WATER COURSE OUTLET R.D. 16890 - R OF
MR. NO. 1 OF MANDI MR. OF JOGA DISTY. OF VILL. PIRKOT DISTT. BATHINDA

X - SECTION AT R.D. - 0 OF BRANCH G G1 - G2 G2/1



Area of one square = 0.01 sqm

	Left Side	Under Bed	Right Side
Filling Area :	0.136	0.132	0.136
Cutting Area :	0.103		0.103
Dressing Length :	0.694		0.694

(counter signed)

(Pritpal Sharma)
J.E.

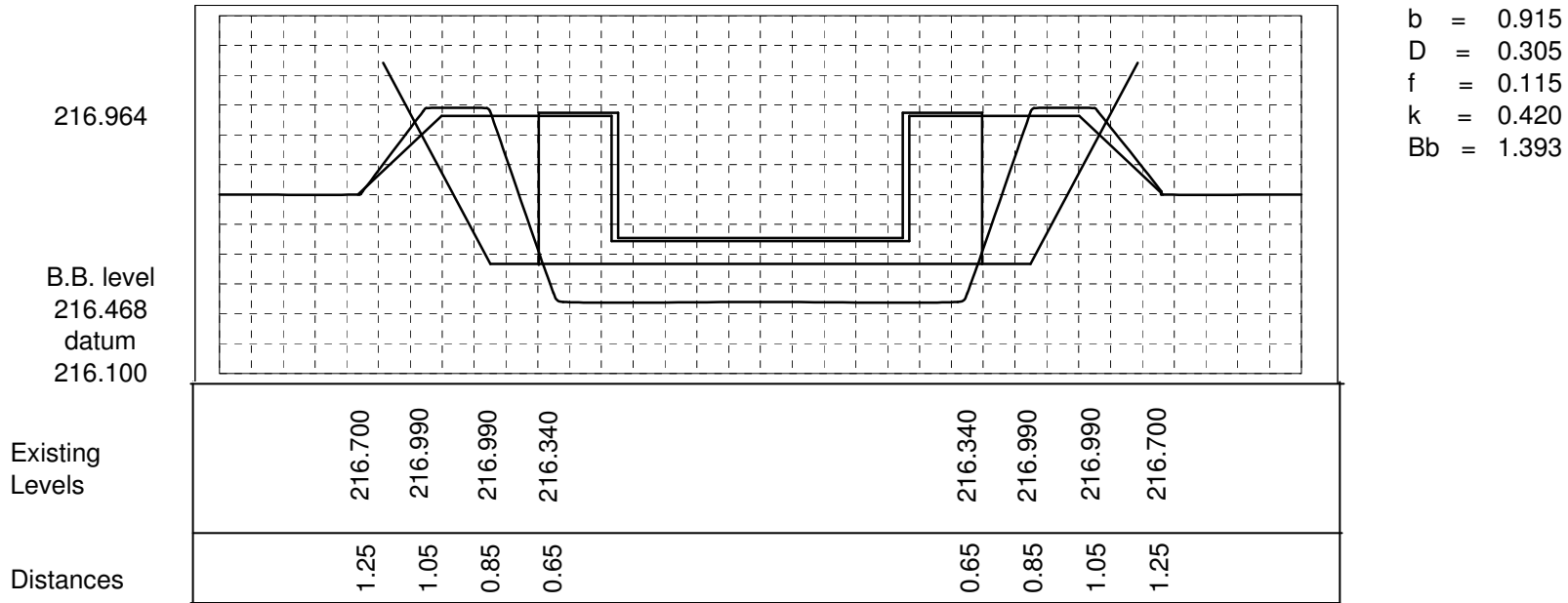
(Er.R.P.Soni)
Sub Divisional Engineer,
PWRMDC Lining Sub Div.No.31
Bathinda (Pb.)

(Er.Shami Kumar Singla)
Divisional Engineer ,
PWRMDC Lining Division No.8
Bathinda (Pb.)

K.E.

ESTIMATE FOR LINING OF WATER COURSE OUTLET R.D. 16890 - R OF
MR. NO. 1 OF MANDI MR. OF JOGA DISTY. OF VILL. PIRKOT DISTT. BATHINDA

X - SECTION AT R.D. - 244 OF BRANCH G G1 - G2 G2/1



b = 0.915
D = 0.305
f = 0.115
k = 0.420
Bb = 1.393

Area of one square = 0.01 sqm

	Left Side	Under Bed	Right Side
Filling Area :	0.135	0.171	0.135
Cutting Area :	0.102		0.102
Dressing Length :	0.678		0.678

(counter signed)

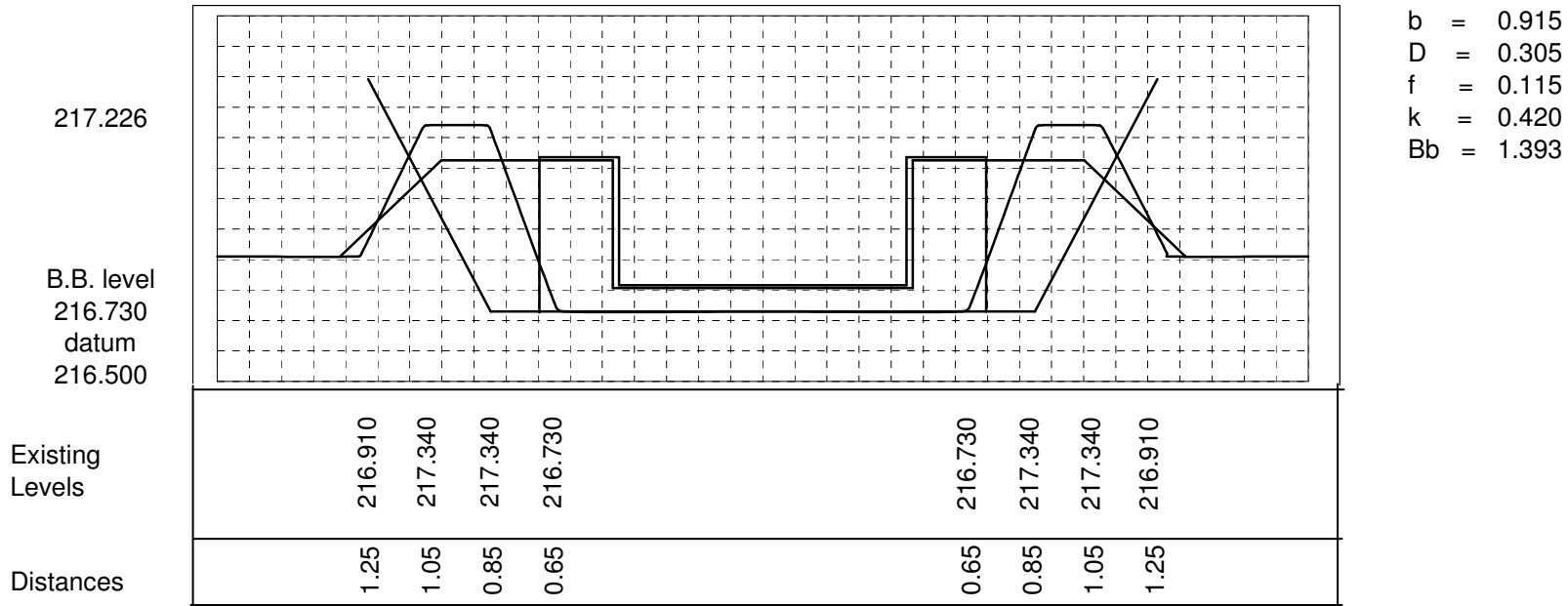
(Pritpal Sharma)
J.E.

(Er.R.P.Soni)
Sub Divisional Engineer,
PWRMDC Lining Sub Div.No.31
Bathinda (Pb.)

(Er.Shami Kumar Singla)
Divisional Engineer ,
PWRMDC Lining Division No.8
Bathinda (Pb.)

K.E. ESTIMATE FOR LINING OF WATER COURSE OUTLET R.D. 16890 - R OF
MR. NO. 1 OF MANDI MR. OF JOGA DISTY. OF VILL. PIRKOT DISTT. BATHINDA

X - SECTION AT R.D. - 0 OF BRANCH J2 J3 J4



b = 0.915
D = 0.305
f = 0.115
k = 0.420
Bb = 1.393

Area of one square = 0.01 sqm

	Left Side	Under Bed	Right Side
Filling Area :	0.138	0.000	0.138
Cutting Area :	0.158		0.158
Dressing Length :	0.752		0.752

(counter signed)

(Pritpal Sharma)
J.E.

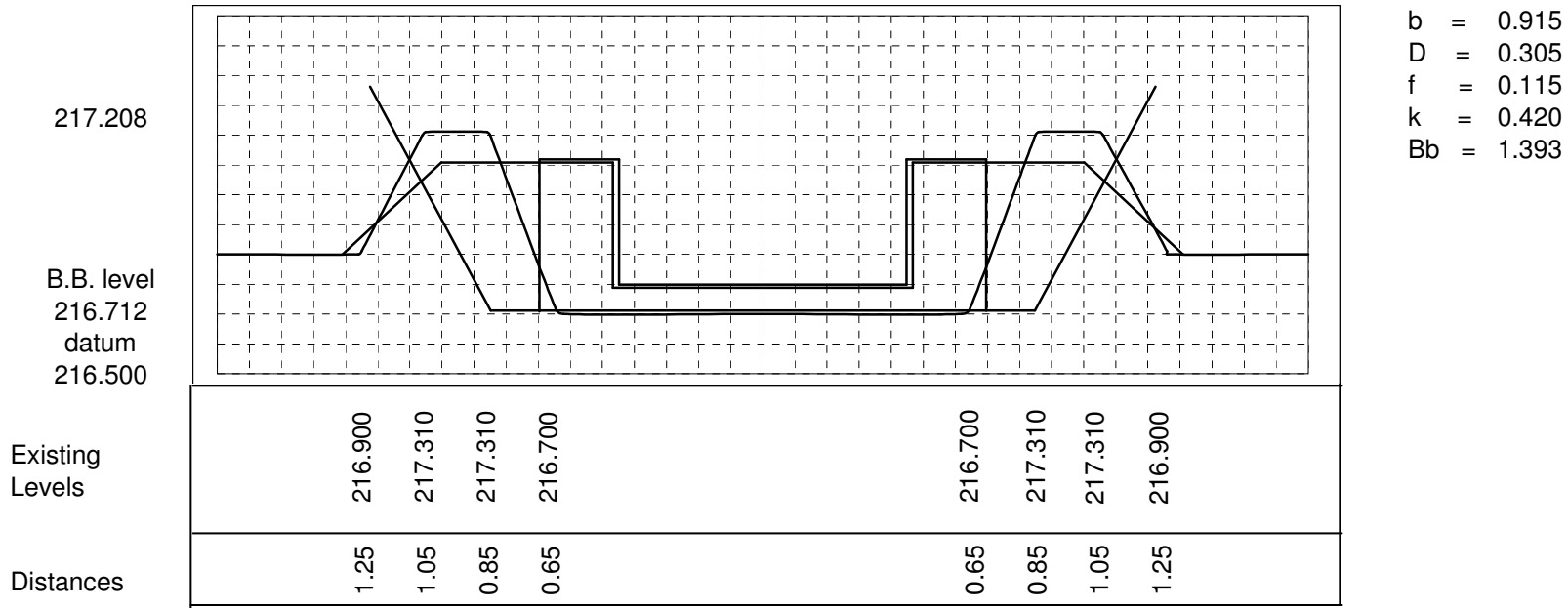
(Er.R.P.Soni)
Sub Divisional Engineer,
PWRMDC Lining Sub Div.No.31
Bathinda (Pb.)

(Er.Shami Kumar Singla)
Divisional Engineer ,
PWRMDC Lining Division No.8
Bathinda (Pb.)

K.E.

ESTIMATE FOR LINING OF WATER COURSE OUTLET R.D. 16890 - R OF
MR. NO. 1 OF MANDI MR. OF JOGA DISTY. OF VILL. PIRKOT DISTT. BATHINDA

X - SECTION AT R.D. - 73 OF BRANCH J2 J3 J4



b = 0.915
D = 0.305
f = 0.115
k = 0.420
Bb = 1.393

Area of one square = 0.01 sqm

	Left Side	Under Bed	Right Side
Filling Area :	0.138	0.016	0.138
Cutting Area :	0.141		0.141
Dressing Length :	0.741		0.741

(counter signed)

(Pritpal Sharma)
J.E.

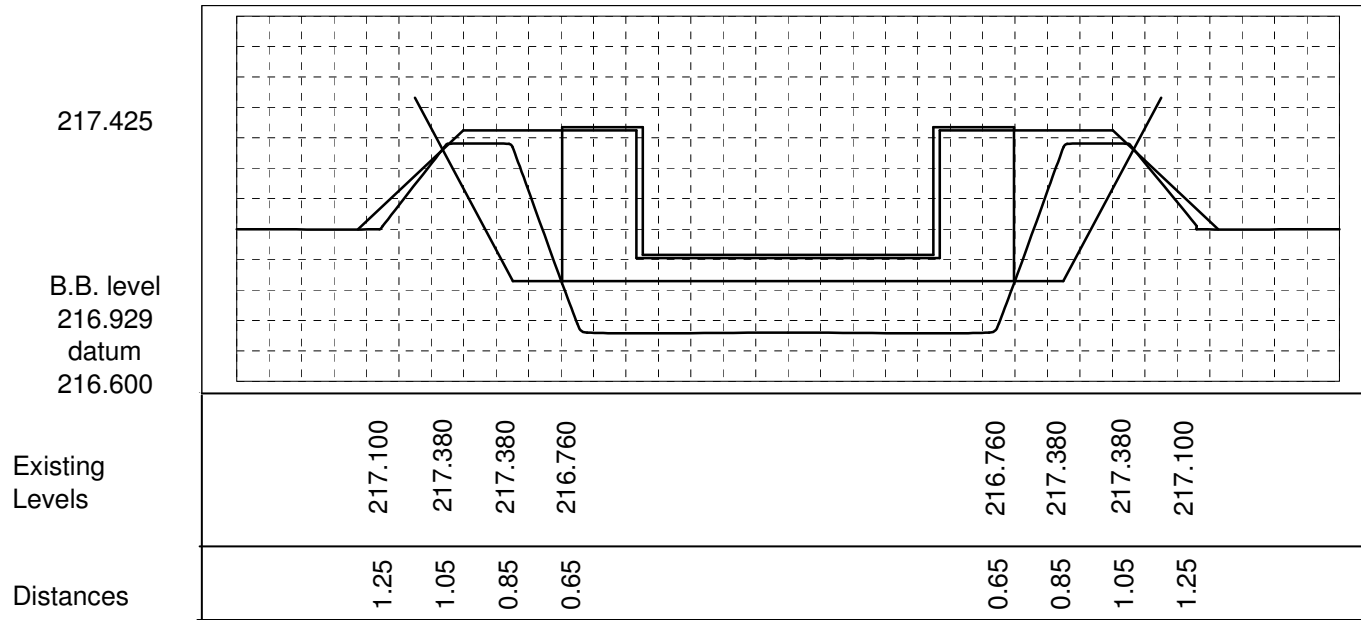
(Er.R.P.Soni)
Sub Divisional Engineer,
PWRMDC Lining Sub Div.No.31
Bathinda (Pb.)

(Er.Shami Kumar Singla)
Divisional Engineer ,
PWRMDC Lining Division No.8
Bathinda (Pb.)

K.E.

ESTIMATE FOR LINING OF WATER COURSE OUTLET R.D. 16890 - R OF
MR. NO. 1 OF MANDI MR. OF JOGA DISTY. OF VILL. PIRKOT DISTT. BATHINDA

X - SECTION AT R.D. - 0 OF BRANCH D8 D9



b = 0.915
D = 0.305
f = 0.115
k = 0.420
Bb = 1.393

Area of one square = 0.01 sqm

	Left Side	Under Bed	Right Side
Filling Area :	0.144	0.229	0.144
Cutting Area :	0.074		0.074
Dressing Length :	0.765		0.765

(counter signed)

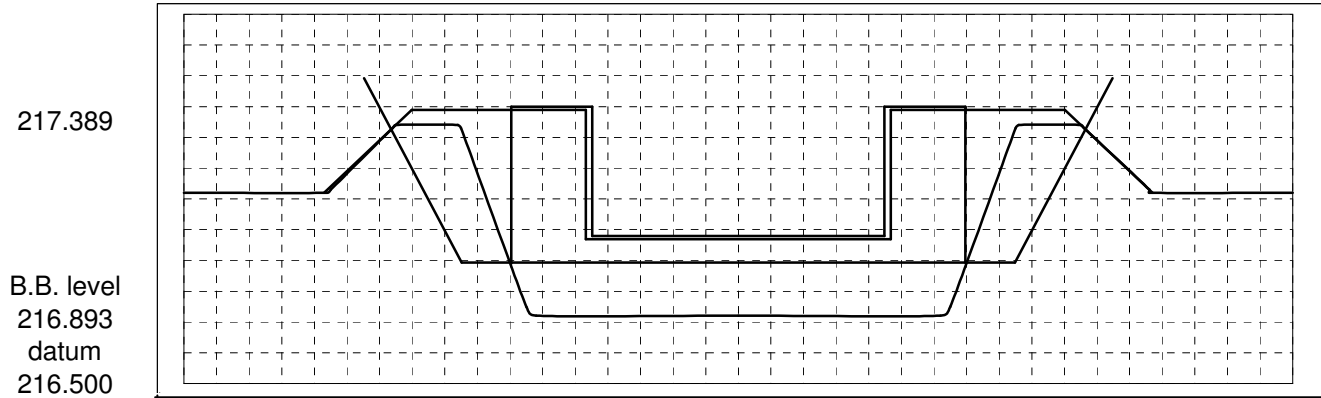
(Pritpal Sharma)
J.E.

(Er.R.P.Soni)
Sub Divisional Engineer,
PWRMDC Lining Sub Div.No.31
Bathinda (Pb.)

(Er.Shami Kumar Singla)
Divisional Engineer ,
PWRMDC Lining Division No.8
Bathinda (Pb.)

K.E. ESTIMATE FOR LINING OF WATER COURSE OUTLET R.D. 16890 - R OF MR. NO. 1 OF MANDI MR. OF JOGA DISTY. OF VILL. PIRKOT DISTT. BATHINDA

X - SECTION AT R.D. - 146 OF BRANCH D8 D9



b = 0.915
 D = 0.305
 f = 0.115
 k = 0.420
 Bb = 1.393

Existing Levels	217.120	217.340	217.340	216.720	216.720	217.340	217.340	217.120
Distances	1.25	1.05	0.85	0.65	0.65	0.85	1.05	1.25

Area of one square = 0.01 sqm

	Left Side	Under Bed	Right Side
Filling Area :	0.134	0.235	0.134
Cutting Area :	0.081		0.081
Dressing Length :	0.685		0.685

(counter signed)

(Pritpal Sharma)
 J.E.

(Er.R.P.Soni)
 Sub Divisional Engineer,
 PWRMDC Lining Sub Div.No.31
 Bathinda (Pb.)

(Er.Shami Kumar Singla)
 Divisional Engineer ,
 PWRMDC Lining Division No.8
 Bathinda (Pb.)

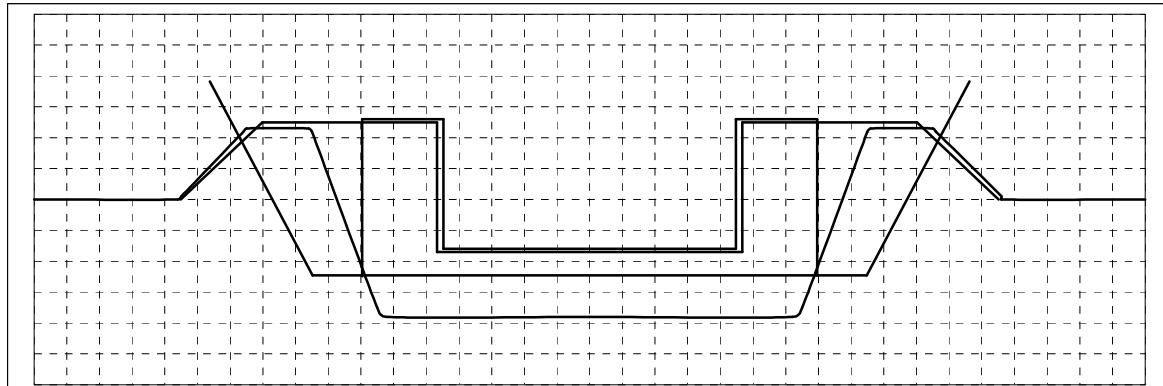
K.E.

ESTIMATE FOR LINING OF WATER COURSE OUTLET R.D. 16890 - R OF
MR. NO. 1 OF MANDI MR. OF JOGA DISTY. OF VILL. PIRKOT DISTT. BATHINDA

X - SECTION AT R.D. - 0 OF BRANCH JJ1 J1/1

217.450

B.B. level
216.954
datum
216.600



b = 0.915
D = 0.305
f = 0.115
k = 0.420
Bb = 1.393

Existing
Levels

217.200	217.430	217.430	216.820	216.820	217.430	217.430	217.200
---------	---------	---------	---------	---------	---------	---------	---------

Distances

1.25	1.05	0.85	0.65	0.65	0.85	1.05	1.25
------	------	------	------	------	------	------	------

Area of one square = 0.01 sqm

	Left Side	Under Bed	Right Side
Filling Area :	0.134	0.180	0.134
Cutting Area :	0.090		0.090
Dressing Length :	0.659		0.659

(counter signed)

(Pritpal Sharma)
J.E.

(Er.R.P.Soni)
Sub Divisional Engineer,
PWRMDC Lining Sub Div.No.31
Bathinda (Pb.)

(Er.Shami Kumar Singla)
Divisional Engineer ,
PWRMDC Lining Division No.8
Bathinda (Pb.)

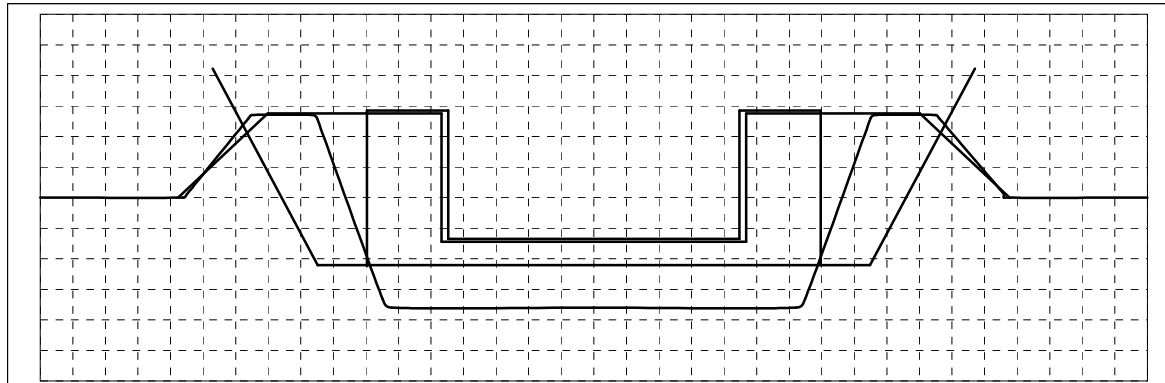
K.E.

ESTIMATE FOR LINING OF WATER COURSE OUTLET R.D. 16890 - R OF
MR. NO. 1 OF MANDI MR. OF JOGA DISTY. OF VILL. PIRKOT DISTT. BATHINDA

X - SECTION AT R.D. - 300 OF BRANCH JJ1 J1/1

217.375

B.B. level
216.879
datum
216.500



b = 0.915
D = 0.305
f = 0.115
k = 0.420
Bb = 1.393

Existing
Levels

217.100	217.370	217.370	216.740	216.740	217.370	217.370	217.100
---------	---------	---------	---------	---------	---------	---------	---------

Distances

1.25	1.05	0.85	0.65	0.65	0.85	1.05	1.25
------	------	------	------	------	------	------	------

Area of one square = 0.01 sqm

	Left Side	Under Bed	Right Side
Filling Area :	0.136	0.187	0.136
Cutting Area :	0.086		0.086
Dressing Length :	0.694		0.694

(counter signed)

(Pritpal Sharma)
J.E.

(Er.R.P.Soni)
Sub Divisional Engineer,
PWRMDC Lining Sub Div.No.31
Bathinda (Pb.)

(Er.Shami Kumar Singla)
Divisional Engineer ,
PWRMDC Lining Division No.8
Bathinda (Pb.)

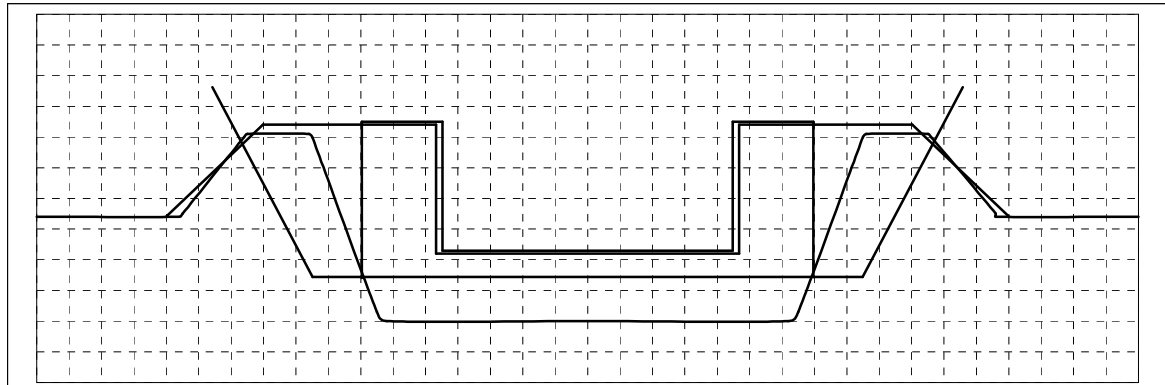
K.E.

ESTIMATE FOR LINING OF WATER COURSE OUTLET R.D. 16890 - R OF
MR. NO. 1 OF MANDI MR. OF JOGA DISTY. OF VILL. PIRKOT DISTT. BATHINDA

X - SECTION AT R.D. - 442 OF BRANCH JJ1 J1/1

217.340

B.B. level
216.844
datum
216.500



b = 0.915
D = 0.305
f = 0.115
k = 0.420
Bb = 1.393

Existing
Levels

217.040	217.310	217.310	216.700	216.700	217.310	217.310	217.040
---------	---------	---------	---------	---------	---------	---------	---------

Distances

1.25	1.05	0.85	0.65	0.65	0.85	1.05	1.25
------	------	------	------	------	------	------	------

Area of one square = 0.01 sqm

	Left Side	Under Bed	Right Side
Filling Area :	0.142	0.194	0.142
Cutting Area :	0.087		0.087
Dressing Length :	0.729		0.729

(counter signed)

(Pritpal Sharma)
J.E.

(Er.R.P.Soni)
Sub Divisional Engineer,
PWRMDC Lining Sub Div.No.31
Bathinda (Pb.)

(Er.Shami Kumar Singla)
Divisional Engineer ,
PWRMDC Lining Division No.8
Bathinda (Pb.)