

BEAUTIFICATION OF DURGIANA MANDIR COMPLEX AMRITSAR (PROPOSED PARKING)

SCHEDULE OF DOORS & WINDOWS

SR. NO.	TYPE	NOS.	MASONRY OPENING			
			WIDTH	HEIGHT	CALL	TOP
1	D		4'-0"	6'-9"	—	6'-9"
2	D1		3'-0"	6'-9"	—	6'-9"
3	RS1		7'-9"	6'-9"	—	6'-9"
4	RS2		8'-0"	4'-3"	2'-6"	6'-9"
5						
6	W1		4'-0"	3'-9"	3'-0"	6'-9"
7	W2		3'-0"	5'-3"	1'-6"	6'-9"
8						
9						
10						
11						
12						

- GENERAL NOTES:**
- The contractor/site engineer is to verify and relate all dimensions on site before execution of work. Change, if any is brought to the notice of architect immediately.
 - All dimension are to be read and not to be scaled.
 - All architectural and other drawings must be co-related by the contractor before execution of work.
 - Entire construction work is to be executed as per P.W.D. Specifications, B.I.S. Specifications and Specifications of each item as per approved in the Detail Estimate.

OWNER :

ARCHITECT :

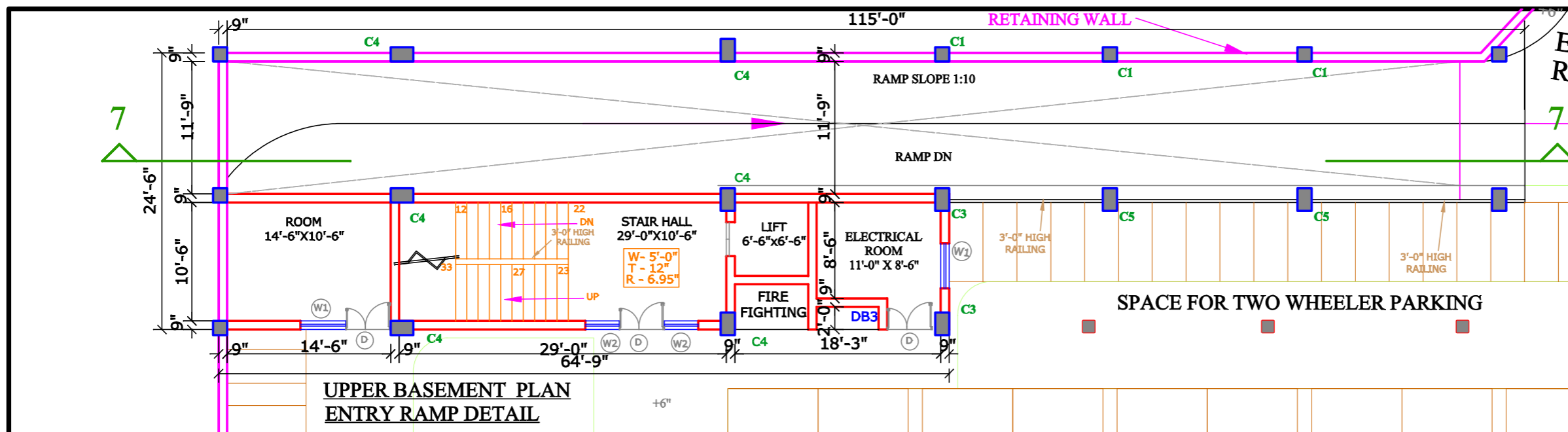
VIVEK SUD
(BARCH/MCA/IIA)

DRAWING TITLE	
ENTRY RAMP DETAIL BLOCK - B	
DRAWING NO.	DRAWN BY
A 06 b	SEEMA
PROJ. NO.	CHKD. BY
0967	SHARDA PAL
SCALE	DATE
1/16" - 1'-0"	08.01.2013

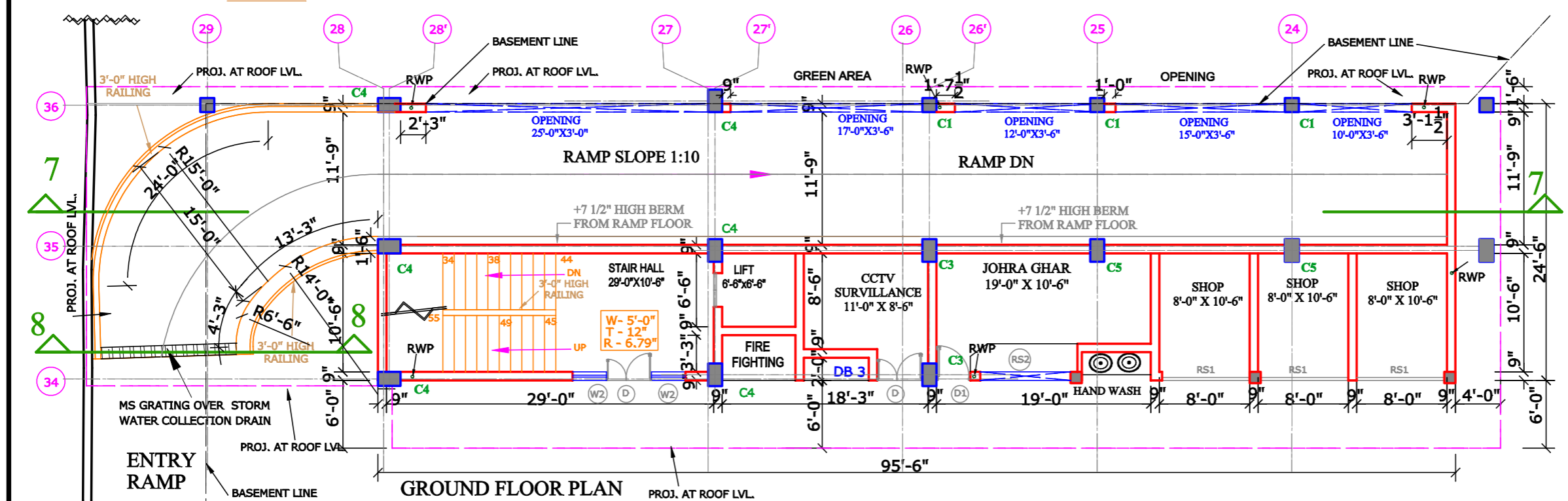
ARCHITECTS CONSORTIUM

ARCHITECTS, PLANNERS, ENGINEERS,
INTERIOR & INDUSTRIAL DESIGNERS
S.C.O - 42, PHASE-3B2, MOHALLI (Pb).
☎ - 0172-5093132; ☎ - 0172-4643132;
☎ - 98154 43132.
E-mail - info@sudvivek.com
Web site :- www.sudvivek.com

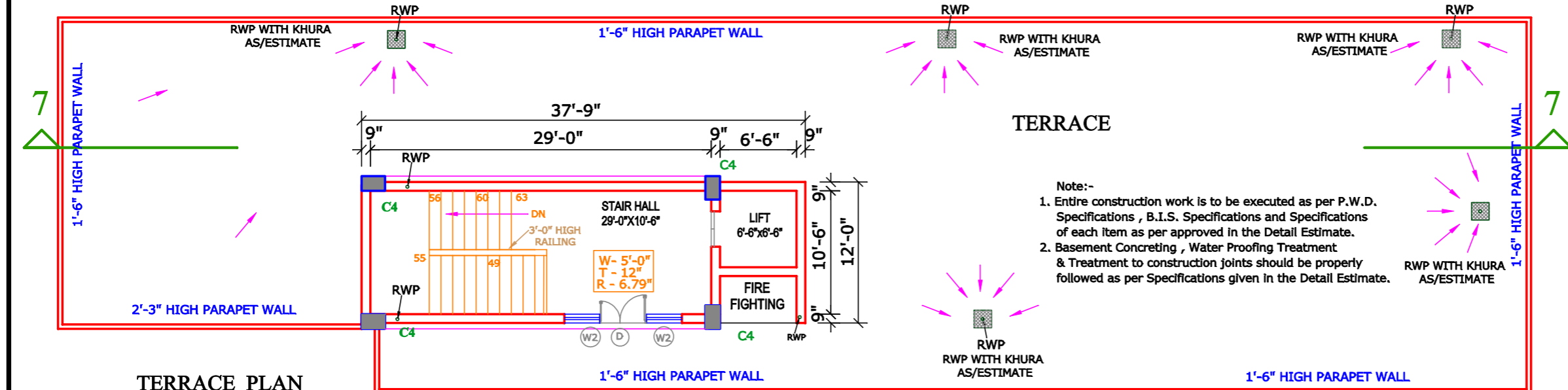
COPYRIGHT



**UPPER BASEMENT PLAN
ENTRY RAMP DETAIL**



GROUND FLOOR PLAN



TERRACE PLAN

TERRACE

- Note:-**
- Entire construction work is to be executed as per P.W.D. Specifications, B.I.S. Specifications and Specifications of each item as per approved in the Detail Estimate.
 - Basement Concreting, Water Proofing Treatment & Treatment to construction joints should be properly followed as per Specifications given in the Detail Estimate.

REF. DRG. NO. -- A06 & A06 b1