

भारतीय मानक

कपड़ों के साइज के नाम — महिलाओं और लड़कियों के
अन्तर्वस्त्र, रात्रि कालीन परिधान, अन्दर पहनने वाले वस्त्र
तथा कमीजें

Indian Standard

**SIZE DESIGNATION OF CLOTHES —
WOMEN'S AND GIRLS' UNDERWEAR,
NIGHTWEAR, FOUNDATION GARMENTS
AND SHIRTS**

ICS 61.020

© BIS 1997

BUREAU OF INDIAN STANDARDS
MANAK BHAVAN, 9 BAHADUR SHAH ZAFAR MARG
NEW DELHI 110002

NATIONAL FOREWORD

This Indian Standard which is identical with ISO 4416 : 1981 "Size designation of clothes — Women's and girls' underwear, nightwear foundation garments and shirts" issued by International Organization for Standardization (ISO), was adopted by the Bureau of Indian Standards on the recommendation of the Apparels (Ready-Made Garments) Sectional Committee and approval of the Textile Division Council.

This standard supersedes IS 10015 (Part 6) : 1983 to align National Standard with the corresponding International Standard.

Technical Corrigendum to the above International Standard has been incorporated in the text.

The text of ISO standard has been approved as suitable for publication as Indian Standard without deviations. Certain conventions are, however, not identical with those used in Indian Standards. Attention is particularly drawn to the following:

- a) Wherever the words 'International Standard' appear referring to this standard, they should be read as 'Indian Standard'.
- b) Comma (,) has been used as a decimal marker in the International Standard, while in the Indian Standards, the current practice is to use a point (.) as the decimal marker.

In this Indian Standard the following International Standard is referred to. Read in its place the following:

<i>International Standard</i>	<i>Indian Standard</i>	<i>Degree of Correspondence</i>
ISO 3635 : 1981 Size designation of clothes — Definitions and body measurement procedure	IS 14453 : 1997/ISO 3635 : 1981 Size designation of clothes — Definitions and body measurement procedure	Identical

Indian Standard

SIZE DESIGNATION OF CLOTHES — WOMEN'S AND GIRLS' UNDERWEAR, NIGHTWEAR, FOUNDATION GARMENTS AND SHIRTS

0 Introduction

This International Standard is one of a series which deals essentially with the size designation of clothing, and is not directly concerned with sizing systems as such.

The primary aim of this and other International Standards in this series, is the establishment of a size designation system that indicates (in a simple, direct and meaningful manner) the body size of the woman or girl that a garment is intended to fit. Provided that the shape of her body (as indicated by the appropriate dimensions) has been accurately determined, this system will facilitate the choice of garments that fit.

The size designation system is based on body and not garment measurements. Choice of garment measurements is normally left to the designer and the manufacturer, who are concerned with style, cut and other fashion elements, and who must make due allowance for garments normally worn beneath a specific garment.

Definitions and body measurement procedure are prescribed in ISO 3635, which is applicable to all categories of clothing.

1 Scope and field of application

This International Standard establishes a system of designating the sizes of women's and girls' underwear garments, nightwear, foundation garments and shirts that are classified as

- a) covering the upper body only, or
- b) covering the whole body, or
- c) covering the lower body only,

and applies to civilian and uniform garments¹⁾.

Both the control dimensions on which the size designation system is based, and the method of indicating the size designation on a garment label, are laid down.

2 Reference

This International Standard should be read in conjunction with the following International Standard :

ISO 3635, *Size designation of clothes — Definitions and body measurement procedure.*

3 Definitions

For the purpose of this International Standard, the definitions given in ISO 3635 and the following definitions apply :

3.1 woman : A female person whose growth in height is finished.

3.2 girl : A female person whose growth in height is not yet finished.

4 Control dimensions

The control dimensions shall be as follows :

- a) Women's garments covering the upper body only :

Other than foundation garments	Foundation garments
Bust girth	1) Underbust girth
	2) Bust girth

- b) Girls' garments covering the upper body only :

Other than foundation garments	Foundation garments
1) Bust girth	1) Underbust girth
2) Height	2) Bust girth

1) Examples of garments covered by this International Standard are given in the annex.

c) Women's and girls' garments covering the whole body:

Other than foundation garments

- 1) Bust girth
- 2) Height

Foundation garments

- 1) Underbust girth
- 2) Bust girth
- 3) Hip girth

d) Women's and girls' garments covering the lower body only:

Other than foundation garments

- 1) Hip girth

Foundation garments

- 1) Waist girth
- 2) Hip girth

5 Size designation

5.1 The size designation of each garment shall comprise the control dimensions (see clause 4), in centimetres, of the intended wearer of that garment. Where practicable, the standard or the modified pictogram, as given in ISO 3635, should be used as a means of indicating the size designation. Where it is not practicable to use the pictogram, the control measurements shall be given, together with the descriptive words such as bust girth, hip girth, etc., alongside, in the order in which they are given in clause 4.

NOTE — The above requirements shall not preclude the use, in exceptional instances and as specified by the national standards organization concerned, of

- a) size designations comprising only one or two of the applicable control dimensions;
- b) size designations shown as a range by stating the minimum and maximum control measurements separated by an oblique stroke or hyphen.

5.2 Garment measurements shall not be incorporated in the size designation but, where considered of value, garment measurements may be indicated separately (see 6.3).

6 Labelling

6.1 Method

The size designation of each garment shall be indicated clearly,

conspicuously and in plainly legible form on a label, or on a swing ticket, or on both. Pictograms shall be large enough to ensure immediate understanding and numerals shall, in all cases, be readily discernible.

6.2 Attachment

The label or swing ticket shall be securely attached to the garment and so positioned as to be easily readable.

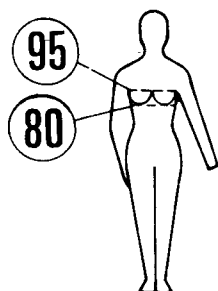
6.3 Additional information

Information additional to the size designation may be separately indicated on the label, or on the swing ticket, or on both, provided that it does not in any way reduce the prominence and conspicuousness of the size designation. Such additional information may include a size code number, body measurements, or garment measurements considered to constitute useful information.

6.4 Examples of labels

The examples of labels given in figures 1 and 2 illustrate methods of labelling that range from the simple indication on the standard pictogram of the relevant control dimensions to more elaborate forms that provide additional information, such as a garment measurement or a size code number. Where the size designation is supplemented by a size code number, separation of the two, as illustrated, renders the size code number readily recognizable as being part of a system of size designation adopted by a national or limited population group only.

a) Woman's brassiere

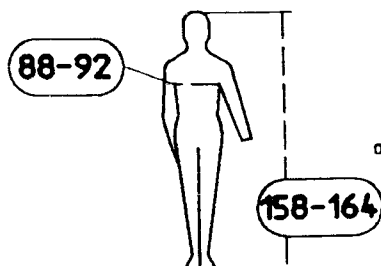


or

UNDERBUST GIRTH	80
BUST GIRTH	95
SIZE CODE	80B

1)

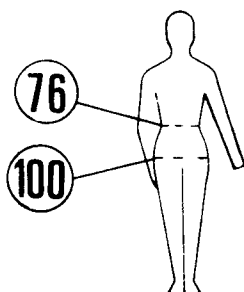
b) Woman's pyjamas



or

BUST GIRTH	88-92
HEIGHT	158-164

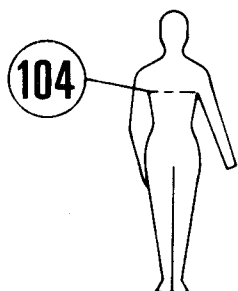
c) Woman's girdle



or

WAIST GIRTH	76
HIP GIRTH	100

d) Woman's sports shirt



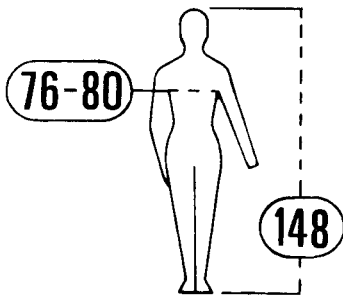
or

BUST GIRTH	104
SIZE CODE	18

1)

Figure 1 — Examples of labels for women's wear garments

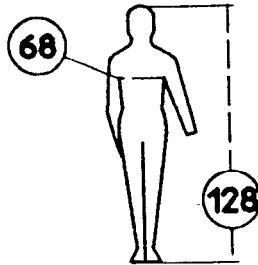
a) Girl's tee-shirt



or

BUST GIRTH	76-80
HEIGHT	148

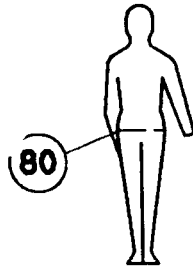
b) Girl's gym suit



or

BUST GIRTH	68
HEIGHT	128
WAIST GIRTH	60 ¹⁾

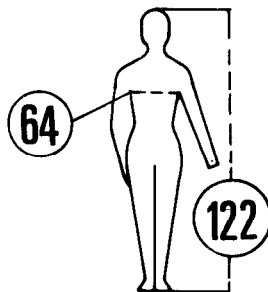
c) Girl's panties



or

HIP GIRTH	80
-----------	----

d) Girl's uniform shirt



or

BUST GIRTH	64
HEIGHT	122
NECK GIRTH	28

1)

Figure 2 — Examples of labels for girls' wear garments

1) Examples of additional information included in accordance with 6.3.

Annex

Examples of relevant garments

A.1 Garments covering the upper body only

- a) Shirts.
- b) Sport shirts, casual shirts, tee-shirts.
- c) Vests.
- d) Foundation garments (brassieres).

A.2 Garments covering the whole body

- a) Body suits, gym suits.

- b) Slips.

- c) Foundation garments (corselets).

- d) Nightwear (nightdresses, nightgowns, pyjamas).

A.3 Garments covering the lower body only

- a) Knickers, panties, drawers, leg briefs.

- b) Half slips.

- c) Foundation garments (corsets, girdles).

Bureau of Indian Standards

BIS is a statutory institution established under the *Bureau of Indian Standards Act, 1986* to promote harmonious development of the activities of standardization, marking and quality certification of goods and attending to connected matters in the country.

Copyright

BIS has the copyright of all its publications: No part of these publications may be reproduced in any form without the prior permission in writing of BIS. This does not preclude the free use, in the course of implementing the standard, of necessary details, such as symbols and sizes, type or grade designations. Enquiries relating to copyright be addressed to the Director (Publication), BIS.

Review of Indian Standards

Amendments are issued to standards as the need arises on the basis of comments. Standards are also reviewed periodically; a standard along with amendments is reaffirmed when such review indicates that no changes are needed; if the review indicates that changes are needed, it is taken up for revision. Users of Indian Standards should ascertain that they are in possession of the latest amendments or edition by referring to the latest issue of 'BIS Handbook' and 'Standards Monthly Additions'.

This Indian Standard has been developed from Doc: No. TX 19 (2676).

Amendments Issued Since Publication

Amend No.	Date of Issue	Text Affected

BUREAU OF INDIAN STANDARDS

Headquarters:

Manak Bhavan, 9 Bahadur Shah Zafar Marg, New Delhi 110002
Telephones: 323 01 31, 323 33 75, 323 94 02

Telegrams: Manaksanstha
(Common to all offices)

Regional Offices:

Central : Manak Bhavan, 9 Bahadur Shah Zafar Marg
NEW DELHI 110002

Telephone
323 76 17, 323 38 41

Eastern : 1/14 C.I.T. Scheme VII M, V.I.P. Road, Maniktola
CALCUTTA 700054

{ 337 84 99, 337 85 61
337 86 26, 337 91 20

Northern : SCO 335-336, Sector 34-A, CHANDIGARH 160022

{ 60 38 43
60 20 25

Southern : C.I.T. Campus, IV Cross Road, CHENNAI 600113

{ 235 02 16, 235 04 42
235 15 19, 235 23 15

Western : Manakalaya, E9 MIDC, Marol, Andheri (East)
MUMBAI 400093

{ 832 92 95, 832 78 58
832 78 91, 832 78 92

Branches : AHMADABAD. BANGALORE. BHOPAL. BHUBANESHWAR.
COIMBATORE. FARIDABAD. GHAZIABAD. GUWAHATI.
HYDERABAD. JAIPUR. KANPUR. LUCKNOW. NAGPUR.
PATNA. PUNE. THIRUVANANTHAPURAM.