

IS 1367 (Part 14/Sec 2) : 2002
ISO 3506-2 : 1997

भारतीय मानक

इस्पात के चूड़ीदार बंधकों के लिए तकनीकी पूर्ति शर्तें

भाग 14 संक्षरण प्रतिरोधी स्टेनलैस इस्पात बंधकों के यांत्रिक गुणधर्म

अनुभाग 2 ढिबरियाँ

(तीसरा पुनरीक्षण)

Indian Standard

**TECHNICAL SUPPLY CONDITIONS FOR
THREADED STEEL FASTENERS**

**PART 14 MECHANICAL PROPERTIES OF CORROSION-RESISTANT
STAINLESS-STEEL FASTENERS**

Section 2 Nuts

(Third Revision)

ICS 21.060.20

© BIS 2002

BUREAU OF INDIAN STANDARDS
MANAK BHAVAN, 9 BAHADUR SHAH ZAFAR MARG
NEW DELHI 110002

NATIONAL FOREWORD

This Indian Standard (Part 14/Sec 2) (Third Revision) which is identical with ISO 3506-2:1997 'Mechanical properties of corrosion-resistant stainless-steel fasteners—Part 2: Nuts' issued by the International Organization for Standardization (ISO) was adopted by the Bureau of Indian Standards on the recommendation of the Bolts, Nuts and Fasteners Accessories Sectional Committee and approval of the Basic and Production Engineering Division Council.

This standard was originally published in 1961 and subsequently revised in 1967 and 1984. The last revision was in conformity with ISO 3506:1979. Consequent upon the revision of ISO 3506:1979 into three parts, the Committee decided to revise this Indian Standard into three sections aligning them with ISO 3506-1:1997, ISO 3506-2:1997 and ISO 3506-3:1997 respectively.

In view of the above, IS 1367(Part 14) has been splitted into three sections by adopting Part 1, Part 2 and Part 3 of ISO 3506 respectively. The other two sections of this part are given as under:

IS 1367(Part 14/Sec 1) : 2002 Technical supply conditions for threaded steel fasteners: Part 14 Mechanical properties of corrosion-resistant stainless-steel fasteners, Section 1 Bolts, screws and studs (*third revision*)

IS 1367(Part 14/Sec 3) : 2002 Technical supply conditions for threaded steel fasteners: Part 14 Mechanical properties of corrosion-resistant stainless-steel fasteners, Section 3 Set screws and similar fasteners not under tensile stress (*third revision*)

The text of ISO Standard has been approved as suitable for publication as Indian Standard without deviations. Certain terminology and conventions are, however, not identical to those used in Indian Standards. Attention is drawn especially to the following:

- a) Wherever the words 'International Standard' appear referring to this standard, they should be read as 'Indian Standard'.
- b) Comma (,) has been used as a decimal marker while in Indian Standards, the current practice is to use a point (.) as the decimal marker.

In this adopted standard, reference appears to certain International Standards for which Indian Standards also exist. The corresponding Indian Standards which are to be substituted in their place are listed below along with their degree of equivalence for the editions indicated:

<i>International Standard</i>	<i>Corresponding Indian Standard</i>	<i>Degree of Equivalence</i>
ISO 68-1: ¹⁾	IS 4218(Part 1): 2001 ISO General purpose metric screw threads : Part 1 Basic profile (<i>second revision</i>)	Identical
ISO 261: ¹⁾	IS 4218(Part 2): 2001 ISO General purpose metric screw threads: Part 2 General plan (<i>second revision</i>)	do
ISO 262: ¹⁾	IS 4218(Part 4): 2001 ISO General purpose metric screw threads: Part 4 Selected sizes for screws, bolts and nuts (<i>second revision</i>)	do
ISO 272:1976	IS 9519:1980 Dimensions for width across flats for hexagon bolts and nuts	Technically equivalent

(Continued on third cover)

¹⁾ Since published in 1998.

Indian Standard
**TECHNICAL SUPPLY CONDITIONS FOR
THREADED STEEL FASTENERS**

**PART 14 MECHANICAL PROPERTIES OF CORROSION-RESISTANT
STAINLESS-STEEL FASTENERS**

Section 2 Nuts
(Third Revision)

1 Scope

This part of ISO 3506 specifies the mechanical properties of nuts made of austenitic, martensitic and ferritic grades of corrosion-resistant stainless steels when tested over an ambient temperature range of 15 °C to 25 °C. Properties will vary at higher or lower temperatures.

It applies to nuts

- with nominal thread diameters (d) up to and including 39 mm;
- of triangular ISO metric threads with diameters (d) and pitches in accordance with ISO 68-1, ISO 261 and ISO 262;
- of any shape;
- with width across flats as specified in ISO 272;
- with nominal heights greater than or equal to $0,5 d$.

It does not apply to nuts requiring properties such as

- locking abilities;
- weldability.

This part of ISO 3506 does not define corrosion or oxidation resistance in particular environments.

The aim of this part of ISO 3506 is a classification into property classes of corrosion resistant stainless steel fasteners. Some materials can be used at temperatures down to -200 °C, some can be used at temperatures up to +800 °C in air. Information on the influence of temperature on mechanical properties is found in annex D.

Corrosion and oxidation performances and mechanical properties for use at elevated or sub-zero temperatures must be the subject of agreement between user and manufacturer in each particular case. Annex E shows how the risk of intergranular corrosion at elevated temperatures depends on the carbon content.

All austenitic stainless steel fasteners are normally non-magnetic in the annealed condition; after cold working, some magnetic properties may be evident (see annex F).

2 Normative references

The following standards contain provisions which, through reference in this text, constitute provisions of this part of ISO 3506. At the time of publication, the editions indicated were valid. All standards are subject to revision, and parties to agreements based on this part of ISO 3506 are encouraged to investigate the possibility of applying the most recent editions of the standards indicated below. Members of IEC and ISO maintain registers of currently valid International Standards.

ISO 68-1:—¹⁾, *ISO general purpose screw threads – Basic profile – Part 1: Metric screw threads.*

ISO 261:—²⁾, *ISO general purpose metric screw threads – General plan.*

ISO 262:—³⁾, *ISO general purpose metric screw threads – Selected sizes for screws, bolts and nuts.*

ISO 272:1982, *Fasteners – Hexagon products – Widths across flats.*

ISO 898-2:1992, *Mechanical properties of fasteners – Part 2: Nuts with specified proof load values – Coarse thread.*

ISO 898-6:1994, *Mechanical properties of fasteners – Part 6: Nuts with specified proof load values – Fine pitch thread.*

ISO 3651-1:—⁴⁾, *Determination of resistance to intergranular corrosion stainless steels – Part 1: Austenitic and ferritic-austenitic (duplex) stainless steels – Corrosion test in nitric acid medium by measurement of loss in mass (Huey test).*

ISO 3651-2:—⁵⁾, *Determination of resistance to intergranular corrosion stainless steels – Part 2: Ferritic, austenitic and ferritic-austenitic (duplex) stainless steels – Corrosion test in media containing sulfuric acid.*

ISO 6506:1981, *Metallic materials – Hardness test – Brinell test.*

ISO 6507-1:1997, *Metallic materials – Hardness test – Vickers test – Part 1: Test method.*

ISO 6508:1986, *Metallic materials – Hardness test – Rockwell test (scales A – B – C – D – E – F – G – H – K).*

3 Designation, marking and finish

3.1 Designation

The designation system for stainless steel grades and property classes for nuts is shown in figure 1. The designation of the material consists of two blocks which are separated by a hyphen. The first block designates the steel grade, the second block the property class.

The designation of the steel grade (first block) consists of the letters

A for austenitic steel or

C for martensitic steel or

F for ferritic steel

which indicate the group of steel and a digit which indicates a range of chemical compositions within this steel group.

The designation of the property class (second block) consists of 2 digits for nuts with the height $m \geq 0,8 d$ (style 1) which indicates 1/10 of the stress under proof load and 3 digits for nuts with the height $0,5 d \leq m < 0,8 d$ (thin nuts), the first digit indicating that the nut has a reduced loadability and the following two digits 1/10 of the stress under proof load.

NOTE — For the definition of style 1 for nuts see ISO 898-2:1992, annex A.

1) To be published. (Revision of ISO 68:1973)

2) To be published. (Revision of ISO 261:1973)

3) To be published. (Revision of ISO 262:1973)

4) To be published. (Revision of ISO 3651-1:1976)

5) To be published. (Revision of ISO 3651-2:1976)

Examples for the designation of material:

1) A2-70 indicates:

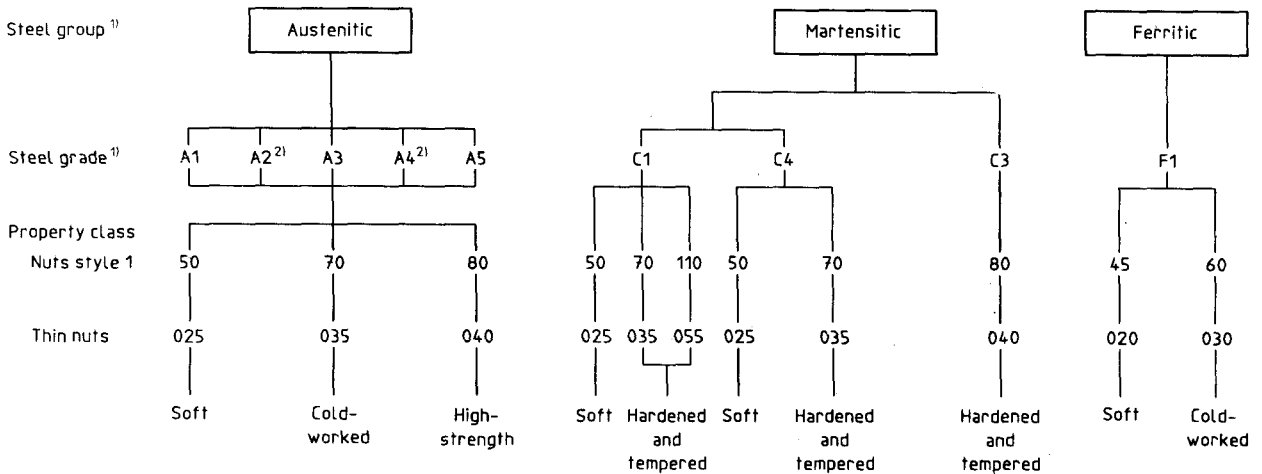
austenitic steel, cold worked, minimum 700 N/mm² (700 MPa) stress under proof load (nut of style 1).

2) C4-70 indicates:

martensitic steel, hardened and tempered, minimum 700 N/mm² (700 MPa) stress under proof load (nut of style 1).

3) A2-035 indicates:

austenitic steel, cold worked, minimum 350 N/mm² (350 MPa) stress under proof load (thin nut).



1) The steel groups and steel grades classified in figure 1 are described in annex A and specified by the chemical composition given in table 1.

2) Low carbon stainless steels with carbon content not exceeding 0,03 % may additionally be marked with an L.

EXAMPLE: A4L – 80

Figure 1 — Designation system for stainless steel grades and property classes for nuts

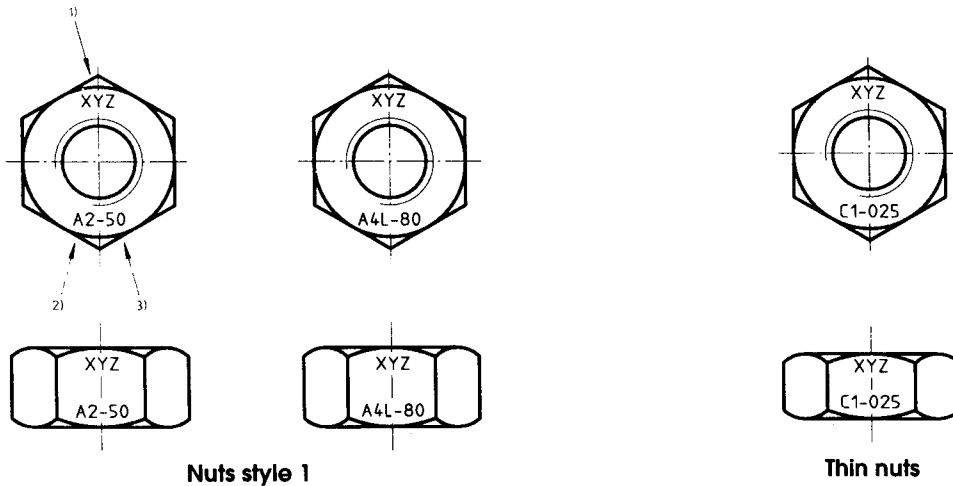
3.2 Marking

Only if all requirements in this part of ISO 3506 are met, parts shall be marked and/or described according to the designation system described in 3.1.

3.2.1 Nuts

Marking is mandatory on nuts with nominal thread diameters $d \geq 5$ mm and shall be marked with the steel grade and property class in accordance with 3.1, figure 1 and figure 2 and with the manufacturer's identification mark, provided this is possible for technical reasons. Marking of only one nut face is acceptable and shall be only by indentation when applied to the bearing surface of the nuts. Alternatively, marking on the side of the nuts is permissible.

When the marking is made with grooves (see figure 2) and the property class is not indicated, property class 50 or 025 will apply.

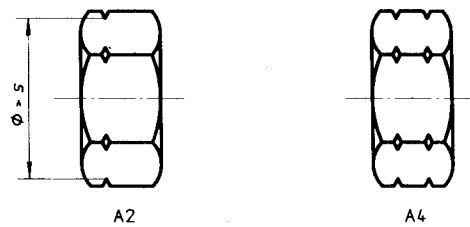


Nuts style 1

Thin nuts

- 1) manufacturer's identification mark
- 2) steel grade
- 3) property class

Marking with material designation and manufacturer's identification mark



s is the width across flats

Alternative groove marking (for A2 and A4 steel grades only)

NOTE — For marking of left-hand thread, see ISO 898-2.

Figure 2 — Marking of nuts

3.2.2 Packages

Marking with the designation and manufacturer's identification mark is mandatory on all packages of all sizes.

3.3 Finish

Unless otherwise specified, fasteners in accordance with this part of ISO 3506 shall be supplied clean and bright. For maximum corrosion resistance passivation is recommended.

4 Chemical composition

The chemical compositions of stainless steels suitable for fasteners in accordance with this part of ISO 3506 are given in table 1.

The final choice of chemical composition within the specified steel grade is at the discretion of the manufacturer unless by prior agreement between the purchaser and the manufacturer.

In applications where risk of intergranular corrosion is present, testing in accordance with ISO 3651-1 or ISO 3651-2 is recommended. In such cases, stabilized stainless steels A3 and A5 or stainless steels A2 and A4 with carbon content not exceeding 0,03 % are recommended.

Table 1 — Stainless steel grades – Chemical composition

Group	Grade	Chemical composition % (m/m) ¹⁾									Notes
		C	Si	Mn	P	S	Cr	Mo	Ni	Cu	
Austenitic	A1	0,12	1	6,5	0,2	0,15 to 0,35	16 to 19	0,7	5 to 10	1,75 to 2,25	2) 3) 4)
	A2	0,1	1	2	0,05	0,03	15 to 20	— 5)	8 to 19	4	7) 8)
	A3	0,08	1	2	0,045	0,03	17 to 19	— 5)	9 to 12	1	9)
	A4	0,08	1	2	0,045	0,03	16 to 18,5	2 to 3	10 to 15	1	8) 10)
	A5	0,08	1	2	0,045	0,03	16 to 18,5	2 to 3	10,5 to 14	1	9) 10)
Martensitic	C1	0,09 to 0,15	1	1	0,05	0,03	11,5 to 14	—	1	—	10)
	C3	0,17 to 0,25	1	1	0,04	0,03	16 to 18	—	1,5 to 2,5	—	
	C4	0,08 to 0,15	1	1,5	0,06	0,15 to 0,35	12 to 14	0,6	1	—	2) 10)
Ferritic	F1	0,12	1	1	0,04	0,03	15 to 18	— 6)	1	—	11) 12)

NOTES

1 A description of the groups and grades of stainless steels also entering into their specific properties and application is given in annex A.

2 Examples for stainless steels which are standardized in ISO 683-13 and in ISO 4954 are given in annexes B and C respectively.

1) Values are maximum unless otherwise indicated.

2) Sulfur may be replaced by selenium.

3) If the nickel content is below 8 %, the minimum manganese content must be 5 %.

4) There is no minimum limit to the copper content provided that the nickel content is greater than 8 %.

5) Molybdenum may be present at the discretion of the manufacturer. However, if for some applications limiting of the molybdenum content is essential, this must be stated at the time of ordering by the purchaser.

6) Molybdenum may be present at the discretion of the manufacturer.

7) If the chromium content is below 17 %, the minimum nickel content should be 12 %.

8) For austenitic stainless steels having a maximum carbon content of 0,03 %, nitrogen may be present to a maximum of 0,22 %.

9) Must contain titanium $\geq 5 \times C$ up to 0,8 % maximum for stabilization and be marked appropriately in accordance with this table, or must contain niobium (columbium) and/or tantalum $\geq 10 \times C$ up to 1,0 % maximum for stabilization and be marked appropriately in accordance with this table.

10) At the discretion of the manufacturer the carbon content may be higher where required to obtain the specified mechanical properties at larger diameters, but shall not exceed 0,12 % for austenitic steels.

11) May contain titanium $\geq 5 \times C$ up to 0,8 % maximum.

12) May contain niobium (columbium) and/or tantalum $\geq 10 \times C$ up to 1 % maximum.

5 Mechanical properties

The mechanical properties of nuts in accordance with this part of ISO 3506 shall conform to the values given in table 2 or 3.

For acceptance purposes the mechanical properties as given in this clause apply and shall be tested as follows:

- hardness test, according to 6.1 (only grades C1, C3 and C4, hardened and tempered);
- proof load test, according to 6.2.

Table 2 — Mechanical properties for nuts - Austenitic grades

Group	Grade	Property class		Range of thread diameter <i>d</i> mm	Stress under proof load <i>S_p</i> min. N/mm ²	
		Nuts style 1 (<i>m</i> ≥ 0,8 <i>d</i>)	Thin nuts (0,5 <i>d</i> ≤ <i>m</i> < 0,8 <i>d</i>)		Nuts style 1 (<i>m</i> ≥ 0,8 <i>d</i>)	Thin nuts (0,5 <i>d</i> ≤ <i>m</i> < 0,8 <i>d</i>)
Austenitic	A1	50	025	≤ 39	500	250
	A2, A3	70	035	≤ 24 ¹⁾	700	350
	A4, A5	80	040	≤ 24 ¹⁾	800	400

1) For fasteners with nominal thread diameters $d > 24$ mm the mechanical properties shall be agreed upon between user and manufacturer and marked with grade and property class according to this table.

Table 3 — Mechanical properties for nuts - Martensitic and ferritic grades

Group	Grade	Property class		Stress under proof load <i>S_p</i> min. N/mm ²		Hardness		
		Nuts style 1 (<i>m</i> ≥ 0,8 <i>d</i>)	Thin nuts (0,5 <i>d</i> ≤ <i>m</i> < 0,8 <i>d</i>)	Nuts style 1 (<i>m</i> ≥ 0,8 <i>d</i>)	Thin nuts (0,5 <i>d</i> ≤ <i>m</i> < 0,8 <i>d</i>)	HB	HRC	HV
Martensitic	C1	50	025	500	250	147 to 209	—	155 to 220
		70	—	700	—	209 to 314	20 to 34	220 to 330
		110 ¹⁾	055 ¹⁾	1 100	550	—	36 to 45	350 to 440
	C3	80	040	800	400	228 to 323	21 to 35	240 to 340
	C4	50	—	500	—	147 to 209	—	155 to 220
70		035	700	350	209 to 314	20 to 34	220 to 330	
Ferritic	F1 ²⁾	45	020	450	200	128 to 209	—	135 to 220
		60	030	600	300	171 to 271	—	180 to 285

1) Hardened and tempered at a minimum tempering temperature of 275 °C.

2) Nominal thread diameter $d \leq 24$ mm.

6 Test methods

6.1 Hardness HB, HRC or HV

The hardness test shall be carried out in accordance with ISO 6506 (HB), ISO 6508 (HRC) or ISO 6507-1 (HV). In the case of doubt, the Vickers hardness test is decisive for acceptance.

The test procedure shall be as specified in ISO 898-2 and ISO 898-6.

The hardness values shall be within the limits given in table 3.

6.2 Proof load

The test procedure and criteria shall be in accordance with ISO 898-2 and ISO 898-6.

Annex A (informative)

Description of the groups and grades of stainless steels

A.1 General

In ISO 3506-1, ISO 3506-2 and ISO 3506-3 reference is made to steel grades A1 to A5, C1 to C4 and F1 covering steels of the following groups:

Austenitic steel A1 to A5

Martensitic steel C1 to C4

Ferritic steel F1

In this annex the characteristics of the above mentioned steel groups and grades are described.

This annex also gives some information on the non-standardized steel group FA. Steels of this group have a ferritic-austenitic structure.

A.2 Steel group A (austenitic structure)

Five main grades of austenitic steels, A1 to A5, are included in ISO 3506-1, ISO 3506-2 and ISO 3506-3. They cannot be hardened and are usually non-magnetic. In order to reduce the susceptibility to work hardening copper may be added to steel grades A1 to A5 as specified in table 1.

For non-stabilized steel grades A2 and A4 the following applies.

As chromic oxide makes steel resistant to corrosion, low carbon content is of great importance to non-stabilized steels. Due to the high affinity of chrome to carbon, chrome carbide is obtained instead of chromic oxide which is more likely at elevated temperature. (See annex E.)

For stabilized steel grades A3 and A5 the following applies.

The elements Ti, Nb or Ta affect the carbon and chromic oxide is produced to its full extent.

For offshore or similar applications, steels with Cr and Ni content at about 20 % and Mo at 4,5 % to 6,5 % are required.

When risk of corrosion is high experts should be consulted.

A.2.1 Steel grade A1

Steel grade A1 is especially designed for machining. Due to the high sulfur content the steels within this steel grade have lower resistance to corrosion than corresponding steels with normal sulfur content.

A.2.2 Steel grade A2

Steels of grade A2 are the most frequently used stainless steels. They are used for kitchen equipment and apparatus for the chemical industry. Steels within this grade are not suitable for use in non-oxidizing acid and agents with chloride content, i.e. swimming pools and sea water.

A.2.3 Steel grade A3

Steels of grade A3 are stabilized "stainless steels" with properties of steels in grade A2.

A.2.4 Steel grade A4

Steels of grade A4 are "acid proof steels", which are Mo alloyed and give considerably better resistance to corrosion. A4 is used to a great extent by the cellulose industry as this steel grade is developed for boiling sulfuric acid (thus

given the name "acid proof") and is, to a certain extent, also suitable in an environment with chloride content. A4 is also frequently used by the food industry and by the ship-building industry.

A.2.5 Steel grade A5

Steels of grade A5 are stabilized "acid proof steels" with properties of steels in grade A4.

A.3 Steel group F (ferritic structure)

One ferritic steel grade (F1) is included in ISO 3506-1, ISO 3506-2 and ISO 3506-3. The steels within grade F1 cannot be hardened normally and should not be hardened even if possible in certain cases. The F1 steels are magnetic.

A.3.1 Steel grade F1

Steel grade F1 is normally used for simpler equipment with the exception of the superferrites which have extremely low C and N contents. The steels within grade F1 can, if need be, replace steels of grades A2 and A3 and be used at higher chloride content.

A.4 Steel group C (martensitic structure)

Three types of martensitic steel grades, C1, C3 and C4, are included in ISO 3506-1, ISO 3506-2 and ISO 3506-3. They can be hardened to an excellent strength and are magnetic.

A.4.1 Steel grade C1

Steels within grade C1 have limited resistance to corrosion. They are used in turbines, pumps and for knives.

A.4.2 Steel grade C3

Steels within grade C3 have limited resistance to corrosion though better resistance than C1. They are used in pumps and valves.

A.4.3 Steel grade C4

Steels within grade C4 have limited resistance to corrosion. They are intended for machining, otherwise they are similar to steels of grade C1.

A.5 Steel group FA (ferritic-austenitic structure)

Steel group FA is not included in ISO 3506-1, ISO 3506-2 and ISO 3506-3 but will most probably be included in the future.

Steels of this steel group are the so-called duplex steels. The first FA steels to be developed had some drawbacks that have been eliminated in the recently developed steels. The FA steels have better properties than steels of the types A4 and A5 especially as far as strength is concerned. They also exhibit superior resistance to pitting and crack corrosion.

Examples of composition are shown in table A.1

Table A.1 — Ferritic-austenitic steels - Chemical composition

Group	Chemical composition						
	% (m/m)						
	C max.	Si	Mn	Cr	Ni	Mo	N
Ferritic-austenitic	0,03	1,7	1,5	18,5	5	2,7	0,07
	0,03	< 1	< 2	22	5,5	3	0,14

Annex B
(informative)

Stainless steel composition specifications
(Extract from ISO 683-13:1986)

Table B.1

Type ²⁾ of steel	Chemical composition ¹⁾ % (m/m)														Fastener grade identification ⁴⁾
	C	Si max.	Mn max.	P max.	S	N	Al	Cr	Mo	Nb ³⁾	Ni	Se min.	Ti	Cu	
Ferritic steels															
8	0,08 max	1,0	1,0	0,040	0,030 max.	—	—	16,0 to 18,0	—	—	1,0 max.	—	—	—	F1
8b	0,07 max.	1,0	1,0	0,040	0,030 max.	—	—	16,0 to 18,0	—	—	1,0 max.	—	7 × % C ≤ 1,0	—	F1
9c	0,08 max.	1,0	1,0	0,040	0,030 max.	—	—	16,0 to 18,0	0,90 to 1,30	—	1,0 max.	—	—	—	F1
F1	0,025 max. ⁵⁾	1,0	1,0	0,040	0,030 max.	0,025 max. ⁵⁾	—	17,0 to 19,0	1,75 to 2,50	— ⁶⁾	0,60 max.	—	— ⁶⁾	—	F1
Martensitic steels															
3	0,09 to 0,15	1,0	1,0	0,040	0,030 max.	—	—	11,5 to 13,5	—	—	1,0 max.	—	—	—	C1
7	0,08 to 0,15	1,0	1,5	0,060	0,15 to 0,35	—	—	12,0 to 14,0	0,60 max. ⁷⁾	—	1,0 max.	—	—	—	C4
4	0,16 to 0,25	1,0	1,0	0,040	0,030 max.	—	—	12,0 to 14,0	—	—	1,0 max.	—	—	—	C1
9a	0,10 to 0,17	1,0	1,5	0,060	0,15 to 0,35	—	—	15,5 to 17,5	0,60 max. ⁷⁾	—	1,0 max.	—	—	—	C3
9b	0,14 to 0,23	1,0	1,0	0,040	0,030 max.	—	—	15,0 to 17,5	—	—	1,5 to 2,5	—	—	—	C3
5	0,26 to 0,35	1,0	1,0	0,040	0,030 max.	—	—	12,0 to 14,0	—	—	1,0 max.	—	—	—	C1
Austenitic steels															
10	0,030 max.	1,0	2,0	0,045	0,030 max.	—	—	17,0 to 19,0	—	—	9,0 to 12,0	—	—	—	A2 ⁸⁾
11	0,07 max.	1,0	2,0	0,045	0,030 max.	—	—	17,0 to 19,0	—	—	8,0 to 11,0	—	—	—	A2
15	0,08 max.	1,0	2,0	0,045	0,030 max.	—	—	17,0 to 19,0	—	—	9,0 to 12,0	—	5 × % C ≤ 0,80	—	A3 ⁹⁾
16	0,08 max.	1,0	2,0	0,045	0,030 max.	—	—	17,0 to 19,0	—	10 × % C ≤ 1,0	9,0 to 12,0	—	—	—	A3 ⁹⁾
17	0,12 max.	1,0	2,0	0,060	0,15 to 0,35	—	—	17,0 to 19,0	— ¹⁰⁾	—	8,0 to 10,0 ¹¹⁾	—	—	—	A1
13	0,10 max.	1,0	2,0	0,045	0,030 max.	—	—	17,0 to 19,0	—	—	11,0 to 13,0	—	—	—	A2
19	0,030 max.	1,0	2,0	0,045	0,030 max.	—	—	16,5 to 18,5	2,0 to 2,5	—	11,0 to 14,0	—	—	—	A4
20	0,07 max.	1,0	2,0	0,045	0,030 max.	—	—	16,5 to 18,5	2,0 to 2,5	—	10,5 to 13,5	—	—	—	A4
21	0,08 max.	1,0	2,0	0,045	0,030 max.	—	—	16,5 to 18,5	2,0 to 2,5	—	11,0 to 14,0	—	5 × % C ≤ 0,80	—	A5 ⁹⁾
23	0,08 max.	1,0	2,0	0,045	0,030 max.	—	—	16,5 to 18,5	2,0 to 2,5	10 × % C ≤ 1,0	11,0 to 14,0	—	—	—	A5 ⁹⁾
19a	0,030 max.	1,0	2,0	0,045	0,030 max.	—	—	16,5 to 18,5	2,5 to 3,0	—	11,5 to 14,5	—	—	—	A4
20a	0,07 max.	1,0	2,0	0,045	0,030 max.	—	—	16,5 to 18,5	2,5 to 3,0	—	11,0 to 14,0	—	—	—	A4
10N	0,030 max.	1,0	2,0	0,045	0,030 max.	0,12 to 0,22	—	17,0 to 19,0	—	—	8,5 to 11,5	—	—	—	A2
19N	0,030 max.	1,0	2,0	0,045	0,030 max.	0,12 to 0,22	—	16,5 to 18,5	2,0 to 2,5	—	10,5 to 13,5	—	—	—	A4 ⁸⁾
19aN	0,030 max.	1,0	2,0	0,045	0,030 max.	0,12 to 0,22	—	16,5 to 18,5	2,5 to 3,0	—	11,5 to 14,5	—	—	—	A4 ⁸⁾

1) Elements not quoted in this table shall not be intentionally added to the steel without the agreement of the purchaser, other than for the purpose of finishing the heat. All reasonable precautions shall be taken to prevent the addition, from scrap or other material used in manufacture, of such elements which affect the hardenability, mechanical properties and applicability.

2) The type numbers are tentative and will be subject to alteration when the relevant International Standards have been established.

3) Tantalum determined as niobium.

4) Not part of ISO 683-13.

5) (C + N) max. 0,040 % (m/m).

6) $8 \times (C + N) \leq (Nb + Ti) \leq 0,80$ % (m/m).

7) After agreement at the time of enquiry and order the steel may be supplied with a Mo content of 0,20 to 0,60 % (m/m).

8) Excellent resistance to intergranular corrosion.

9) Stabilized steels.

10) The manufacturer has the option of adding molybdenum up to 0,70 % (m/m).

11) The maximum nickel content of semi-finished products for fabrication into seamless tubes may be increased by 0,5 % (m/m).

Annex C
(informative)

Stainless steel for cold heading and extruding
(Extract from ISO 4954:1993)

Table C.1

Type of steel (Designation 1))		Chemical composition 2)) % (wt/m)											Fastener grade identi- fication 3))
No.	Name	according to ISO4954:1979	C	Si max.	Mn max.	P max.	S max.	Cr	Mo	Ni	Other		
Ferritic steels													
71	X 3 Cr 17 E	—	≤ 0,04	1,00	1,00	0,040	0,030	16,0 to 18,0		≤ 1,0		F1	
72	X 6 Cr 17 E	D 1	≤ 0,08	1,00	1,00	0,040	0,030	16,0 to 18,0		≤ 1,0		F1	
73	X 6 CrMo 17 1 E	D 2	≤ 0,08	1,00	1,00	0,040	0,030	16,0 to 18,0	0,90 to 1,30	≤ 1,0		F1	
74	X 6 CrTi 12 E	—	≤ 0,08	1,00	1,00	0,040	0,030	10,5 to 12,5		≤ 0,50	Ti: 6 × % C ≤ 1,0	F1	
75	X 6 CrNb 12 E	—	≤ 0,08	1,00	1,00	0,040	0,030	10,5 to 12,5		≤ 0,50	Nb: 6 × % C ≤ 1,0	F1	
Martensitic steels													
76	X 12 Cr 13 E	D 10	0,90 to 0,15	1,00	1,00	0,040	0,030	11,5 to 13,5		≤ 1,0		C1	
77	X 19 CrNi 16 2 E	D 12	0,14 to 0,23	1,00	1,00	0,040	0,030	15,0 to 17,5		1,5 to 2,5		C3	
Austenitic steels													
78	X 2 CrNi 18 10 E	D 20	≤ 0,030	1,00	2,00	0,045	0,030	17,0 to 19,0		9,0 to 12,0		A2 4)	
79	X 5 CrNi 18 9 E	D 21	≤ 0,07	1,00	2,00	0,045	0,030	17,0 to 19,0		8,0 to 11,0		A2	
80	X 10 CrNi 18 9 E	D 22	≤ 0,12	1,00	2,00	0,045	0,030	17,0 to 19,0		8,0 to 10,0		A2	
81	X 5 CrNi 18 12 E	D 23	≤ 0,07	1,00	2,00	0,045	0,030	17,0 to 19,0		11,0 to 13,0		A2	
82	X 6 CrNi 18 16 E	D 25	≤ 0,08	1,00	2,00	0,045	0,030	15,0 to 17,0		17,0 to 19,0		A2	
83	X 6 CrNiTi 18 10 E	D 26	≤ 0,08	1,00	2,00	0,045	0,030	17,0 to 19,0		9,0 to 12,0	Ti: 5 × % C ≤ 0,80	A3	
84	X 5 CrNiMo 17 12 2 E	D 29	≤ 0,07	1,00	2,00	0,045	0,030	16,5 to 18,5	2,0 to 2,5	10,5 to 13,5		A4	
85	X 6 CrNiMoTi 17 12 2 E	D 30	≤ 0,08	1,00	2,00	0,045	0,030	16,5 to 18,5	2,0 to 2,5	11,0 to 14,0	Ti: 5 × % C ≤ 0,80	A5	
86	X 2 CrNiMo 17 13 3 E	—	≤ 0,030	1,00	2,00	0,045	0,030	16,5 to 18,5	2,5 to 3,0	11,5 to 14,5		A4 4)	
87	X 2 CrNiMoN 17 13 3 E	—	≤ 0,030	1,00	2,00	0,045	0,030	16,5 to 18,5	2,5 to 3,0	11,5 to 14,5	N: 0,12 to 0,22	A4 4)	
88	X 3 CrNiCu 18 9 3 E	D 32	≤ 0,04	1,00	2,00	0,045	0,030	17,0 to 19,0		8,5 to 10,5	Cu: 3,00 to 4,00	A2	

1) The designations given in the first column are consecutive numbers. The designations given in the second column are in accordance with the system proposed by ISO/TC 17/SC 2. The designations given in the third column represent the antiquated numbers used in ISO 4954:1979 (revised in 1993).

2) Elements not quoted in this table should not be intentionally added to the steel without the agreement of the purchaser, other than for finishing the heat. All reasonable precautions should be taken to prevent the addition, from scrap or other materials used in manufacture, of elements which affect mechanical properties and applicability.

3) Not part of ISO 4954.

4) Excellent resistance to intergranular corrosion.

Annex D
 (informative)

Mechanical properties at elevated temperatures; application at low temperatures

NOTE — If the bolts, screws or studs are properly calculated the mating nuts will automatically meet the requirements. Therefore, in the case of application at elevated or low temperatures, it is sufficient to consider the mechanical properties of bolts, screws and studs only.

D.1 Lower yield stress or stress at 0,2 % permanent strain at elevated temperatures

The values given in this annex are for guidance only. Users should understand that the actual chemistry, loading of the installed fastener and the environment may cause significant variation. If loads are fluctuating and operating periods at elevated temperatures are great or the possibility of stress corrosion is high the user should consult the manufacturer.

For values for lower yield stress (R_{eL}) and stress at 0,2 % permanent strain ($R_{p0,2}$) at elevated temperatures in % of the values at room temperature, see table D.1.

Table D.1 — Influence of temperature on R_{eL} and $R_{p0,2}$

Steel grade	R_{eL} and $R_{p0,2}$ %			
	Temperature			
	+ 100 °C	+ 200 °C	+ 300 °C	+ 400 °C
A2 A4	85	80	75	70
C1	95	90	80	65
C3	90	85	80	60

NOTE — This applies to property classes 70 and 80 only.

D.2 Application at low temperatures

For application of stainless steel bolts, screws and studs at low temperatures, see table D.2.

Table D.2 — Application of stainless steel bolts, screws and studs at low temperatures (austenitic steel only)

Steel grade	Lower limits of operational temperature at continuous operation	
A2	– 200 °C	
A4	bolts and screws ¹⁾	– 60 °C
	studs	– 200 °C

1) In connection with the alloying element Mo the stability of the austenite is reduced and the transition temperature is shifted to higher values if a high degree of deformation during manufacturing of the fastener is applied.

Annex E
(informative)

**Time-temperature-diagram of intergranular corrosion in austenitic stainless steels,
grade A2 (18/8 steels)**

Figure E.1 gives the approximate time for austenitic stainless steels, grade A2 (18/8 steels), with different carbon contents in the temperature zone between 550 °C and 925 °C before risk of intergranular corrosion occurs.

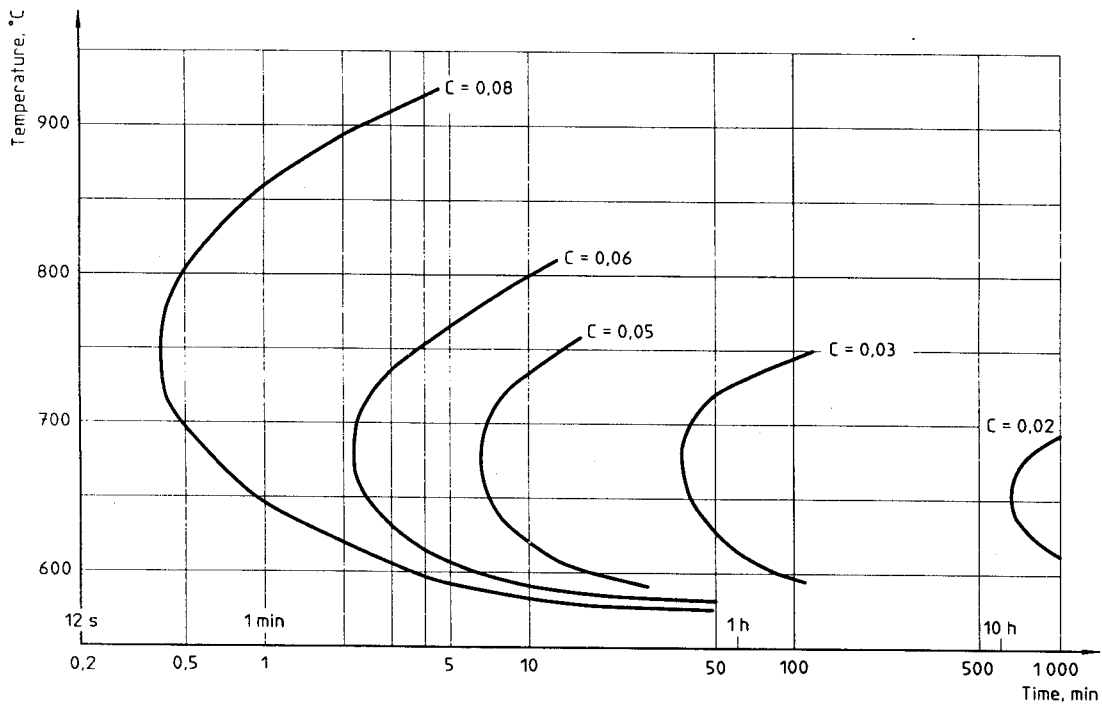


Figure E.1

Annex F
(informative)

Magnetic properties for austenitic stainless steels

All austenitic stainless steel fasteners are normally non-magnetic; after cold working, some magnetic properties may be evident.

Each material is characterized by its ability to be magnetized, which applies even to stainless steel. Only a vacuum will probably be entirely non-magnetic. The measure of the material's permeability in a magnetic field is the permeability value μ_r for that material in relation to a vacuum. The material has low permeability if μ_r becomes close to 1.

EXAMPLES

A2: $\mu_r \approx 1,8$

A4: $\mu_r \approx 1,015$

A4L: $\mu_r \approx 1,005$

F1: $\mu_r \approx 5$

Annex G
(informative)

Bibliography

- [1] ISO 683-13: 1986, *Heat-treated steels, alloy steels and free cutting steels – Part 13: Wrought stainless steels.*⁶⁾
- [2] ISO 4954:1993, *Steels for cold heading and cold extruding.*

6) International Standard withdrawn.

(Continued from second cover)

<i>International Standard</i>	<i>Corresponding Indian Standard</i>	<i>Degree of Equivalence</i>
ISO 898-2:1992	IS 1367(Part 6): 1994 Technical supply conditions for threaded steel fasteners: Part 6 Mechanical properties and test methods for nuts with specified proof loads (<i>third revision</i>)	Identical
ISO 898-6:1994	IS 13096: 2000 Fasteners—Hexagon nuts with specified proof load values—Fine pitch thread—Mechanical properties (<i>first revision</i>)	do
ISO 6506:1981	IS 1500: 1983 Method for Brinell hardness test for metallic materials (<i>second revision</i>)	Technically equivalent
ISO 6507-1: 1997	IS 1501(Part 1): 1984 Method for Vickers hardness test for metallic materials : Part 1 HV 5 to HV 100 (<i>second revision</i>)	do
ISO 6508:1986	IS 1586:2000 Method for Rockwell hardness test for metallic materials (Scales A-B-C-D-E-F-G-H-K, 15N, 30N, 45N, 15T, 30T and 45T) (<i>third revision</i>)	do

The concerned Technical Committee has reviewed the provisions of the following ISO Standards referred in this adopted standard and has decided that they are acceptable for use in conjunction with this standard:

<i>ISO Standard</i>	<i>Title</i>
ISO 3651-1: ¹⁾	Determination of resistance to intergranular corrosion stainless steels—Part 1: Austenitic and ferritic-austenitic(duplex) stainless steels—Corrosion test in nitric acid medium by measurement of loss in mass(Huey test)
ISO 3651-2: ²⁾	Determination of resistance to intergranular corrosion stainless steels—Part 2: Ferritic, austenitic and ferritic-austenitic(duplex) stainless steels—Corrosion test in media containing sulfuric acid

In reporting the results of a test or analysis made in accordance with this standard, if the final value, observed or calculated, is to be rounded off, it shall be done in accordance with IS 2:1960 'Rules for rounding off numerical values (*revised*)'.

¹⁾ To be published (Revision of ISO 3651-1:1976).

²⁾ To be published (Revision of ISO 3651-2:1976).

Bureau of Indian Standards

BIS is a statutory institution established under the *Bureau of Indian Standards Act*, 1986 to promote harmonious development of the activities of standardization, marking and quality certification of goods and attending to connected matters in the country.

Copyright

BIS has the copyright of all its publications. No part of these publications may be reproduced in any form without the prior permission in writing of BIS. This does not preclude the free use, in the course of implementing the standard, of necessary details, such as symbols and sizes, type or grade designations. Enquiries relating to copyright be addressed to the Director (Publication), BIS.

Review of Indian Standards

Amendments are issued to standards as the need arises on the basis of comments. Standards are also reviewed periodically; a standard along with amendments is reaffirmed when such review indicates that no changes are needed; if the review indicates that changes are needed, it is taken up for revision. Users of Indian Standards should ascertain that they are in possession of the latest amendments or edition by referring to the latest issue of 'BIS Catalogue' and 'Standards: Monthly Additions'.

This Indian Standard has been developed from Doc: No. BP 33 (0266).

Amendments Issued Since Publication

Amend No.	Date of Issue	Text Affected

BUREAU OF INDIAN STANDARDS

Headquarters:

Manak Bhavan, 9 Bahadur Shah Zafar Marg, New Delhi 110002
Telephones: 323 01 31, 323 3375, 323 94 02

Telegrams: Manaksanstha
(Common to all offices)

Regional Offices:

Central : Manak Bhavan, 9 Bahadur Shah Zafar Marg
NEW DELHI 110002

Telephone
323 76 17, 323 38 41

Eastern : 1/14 C.I.T. Scheme VII M, V.I.P. Road, Kankurgachi
KOLKATA 700054

{ 337 84 99, 337 85 61
337 86 26, 337 91 20

Northern : SCO 335-336, Sector 34-A, CHANDIGARH 160022

{ 60 38 43
60 20 25

Southern : C.I.T. Campus, IV Cross Road, CHENNAI 600113

{ 254 12 16, 254 14 42
254 25 19, 254 13 15

Western : Manakalaya, E9 MIDC, Marol, Andheri (East)
MUMBAI 400093

{ 832 92 95, 832 78 58
832 78 91, 832 78 92

Branches : AHMEDABAD. BANGALORE. BHOPAL. BHUBANESHWAR. COIMBATORE. FARIDABAD.
GHAZIABAD. GUWAHATI. HYDERABAD. JAIPUR. KANPUR. LUCKNOW. NAGPUR.
NALAGARH. PATNA. PUNE. RAJKOT. THIRUVANANTHAPURAM. VISAKHAPATNAM.