

IS 10957 : 1999  
ISO 2444 : 1988

भारतीय मानक  
भवनों में जोड़ — शब्दावली  
( पहला पुनरीक्षण )

*Indian Standard*  
JOINTS IN BUILDINGS — VOCABULARY  
( *First Revision* )

ICS 91.060.99; 01.040.91

© BIS 1999

**BUREAU OF INDIAN STANDARDS**  
MANAK BHAVAN, 9 BAHADUR SHAH ZAFAR MARG  
NEW DELHI 110002

December 1999

Price Group 2

**NATIONAL FOREWORD**

This Indian Standard which, is identical with ISO 2444 : 1988 'Joints in building — Vocabulary' issued by the International Organization for Standardization (ISO) was adopted by the Bureau of Indian Standards on the recommendations of Building Construction Practices Sectional Committee (CED 13) and approval of the Civil Engineering Division Council.

Wherever the words 'International Standards' appear referring to this standard, they should be read as 'Indian Standard'.

# Indian Standard

## JOINTS IN BUILDINGS — VOCABULARY

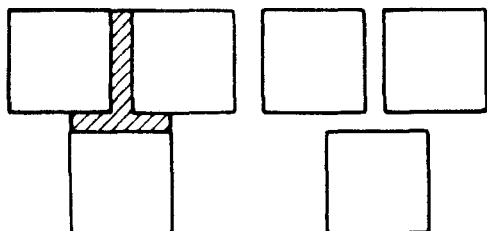
### ( First Revision )

#### 1 Scope and field of application

This International Standard defines terms used to describe building joints, their constituent parts and their design in building construction.

#### 2 Terms and definitions

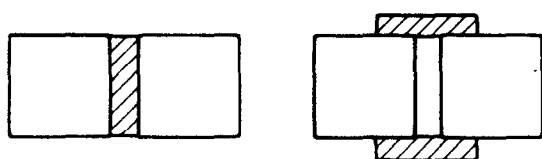
**2.1 joint** : Construction formed by the adjacent parts of two or more products, components or building elements, when these are put together or fixed with or without the use of a jointing product.<sup>1)</sup>



**Joints with jointing product**

**Joints without jointing product**

**2.2 jointing product** : Building product used to obtain the desired performance of a joint.



#### Examples

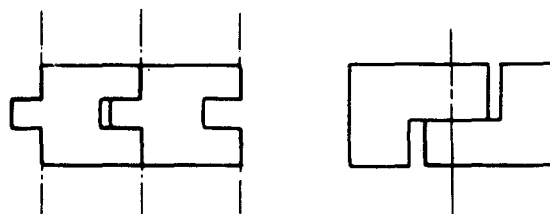
**jointing material** : Jointing product having no definite form before use, for example mortar, sealant, glue.

**jointing section** : Jointing product preformed to a definite section, but of unspecified length.

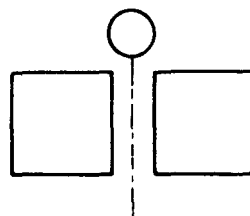
**jointing component** : Jointing product formed as a distinct unit, having specified sizes in three dimensions.

NOTE — The hitherto customary use of the term “joint” instead of “jointing product” and the other terms defined in 2.2 can lead to misunderstanding, and is therefore to be avoided.

**2.3 joint reference plane** : Theoretical reference plane from which the relative position of the joint profiles of adjacent building components and/or associated jointing products may be determined.



NOTE — A joint reference plane may be coincident with a coordinating or modular plane.



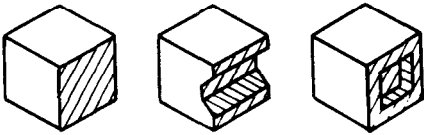
1) This definition is identical to that given in ISO 6707-1 (definition 5.5.29) for joint (1).

**2.4 joint profile (of a component) :** Part of the cross-section of an adjacent component which contributes to forming the joint.

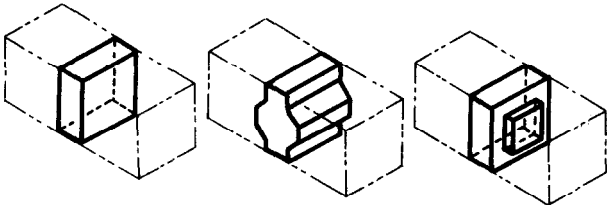
NOTE — Joint profiles often occur as pairs.



**2.5 joint profile surface :** Surface of an adjacent component which contributes to forming the joint.

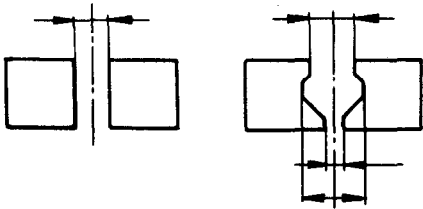


**2.6 joint gap :** Space between adjacent components, with or without a joining product.



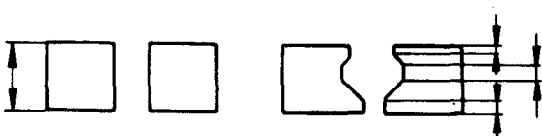
**2.7 joint gap width :** Dimension(s) across the joint, measured perpendicular to the joint reference plane.

NOTE — A joint can, depending on its design, have one or more sizes for gap width.

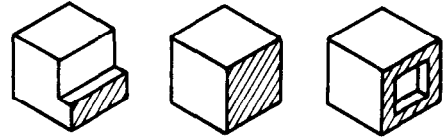


**2.8 joint gap depth :** Dimension(s) across the joint, measured parallel to the joint reference plane.

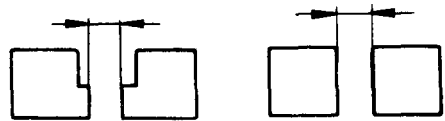
NOTE — A joint can, depending on its design, have one or more sizes for the joint gap depth. For example, one gap depth may correspond to every gap width.



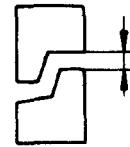
**2.9 joint face :** Part(s) of a joint profile surface considered in order to achieve fit.



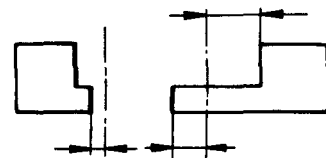
**2.10 joint clearance :** Distance between the joint faces of adjacent components, i.e. the joint gap width(s) considered in order to achieve fit.



NOTE — For joints with plane, parallel joint profile surfaces, joint clearance is equal to the joint gap width.

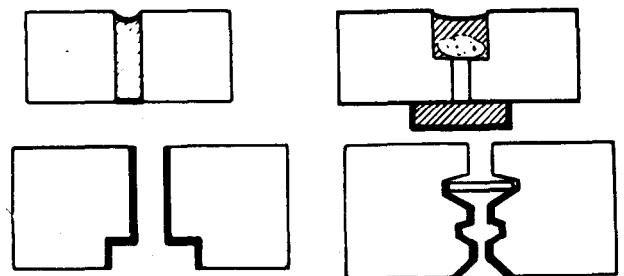


**2.11 joint margin :** Theoretical distance between the joint face of a building component and the chosen joint reference plane.

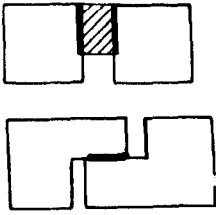


**2.12 joint length :** Dimension of a joint perpendicular to its cross-section.

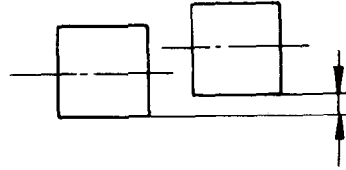
**2.13 joint surface :** Visible surface of a joint.



**2.14 joint contact surface (interface) :** Part of the joint profile surface intended to be in contact with a joining product or an adjacent component.



**2.15 joint step :** Difference in plane between the faces of the components that border a joint.



## Bureau of Indian Standards

BIS is a statutory institution established under the *Bureau of Indian Standards Act, 1986* to promote harmonious development of the activities of standardization, marking and quality certification of goods and attending to connected matters in the country.

### Copyright

BIS has the copyright of all its publications. No part of these publications may be reproduced in any form without the prior permission in writing of BIS. This does not preclude the free use, in the course of implementing the standard, of necessary details, such as symbols and sizes, type or grade designations. Enquiries relating to copyright be addressed to the Director (Publications), BIS.

### Review of Indian Standards

Amendments are issued to standards as the need arises on the basis of comments. Standards are also reviewed periodically; a standard along with amendments is reaffirmed when such review indicates that no changes are needed; if the review indicates that changes are needed, it is taken up for revision. Users of Indian Standards should ascertain that they are in possession of the latest amendments or edition by referring to the latest issue of 'BIS Handbook' and 'Standards : Monthly Additions'.

This Indian Standard has been developed from Doc : No. CED 13 ( 5832 ).

### Amendments Issued Since Publication

Amend No.	Date of Issue	Text Affected

## BUREAU OF INDIAN STANDARDS

### Headquarters:

Manak Bhavan, 9 Bahadur Shah Zafar Marg, New Delhi 110002  
Telephones : 323 01 31, 323 94 02, 323 33 75

Telegrams: Manaksanstha  
( Common to  
all offices )

### Regional Offices:

Central : Manak Bhavan, 9 Bahadur Shah Zafar Marg  
NEW DELHI 110002

### Telephone

{ 323 76 17  
323 38 41

Eastern : 1/14 C. I. T. Scheme VII M, V. I. P. Road, Maniktola  
CALCUTTA 700054

{ 337 84 99, 337 85 61  
337 86 26, 337 86 62

Northern : SCO 335-336, Sector 34-A, CHANDIGARH 160022

{ 60 38 43  
60 20 25

Southern : C. I. T. Campus, IV Cross Road, CHENNAI 600113

{ 235 02 16, 235 04 42  
235 15 19, 235 23 15

Western : Manakalaya, E9 MIDC, Marol, Andheri (East)  
MUMBAI 400093

{ 832 92 95, 832 78 58  
832 78 91, 832 78 92

Branches : AHMADABAD. BANGALORE. BHOPAL. BHUBANESHWAR.  
COIMBATORE. FARIDABAD. GHAZIABAD. GUWAHATI. HYDERABAD. JAIPUR.  
KANPUR. LUCKNOW. NAGPUR. PATNA. PUNE. THIRUVANANTHAPURAM.